

●Electrical and optical characteristics (Ta = 25°C)

Parameter	Symbol	Min.	Typ.	Max.	Unit	Conditions
Light current	I_c	2.0	—	—	mA	$V_{CE}=5V, E=500Lx$
Dark current	I_{CEO}	—	—	0.5	μA	$V_{CE}=10V(\text{Black box})$
Peak sensitivity wavelength	λ_P	—	800	—	nm	—
Collector-emitter saturation voltage	$V_{CE(sat)}$	—	—	0.4	V	$I_c=1mA, E=500Lx$
Half-angle	$\theta_{1/2}$	—	± 36	—	deg	—
Response time	$tr \cdot tf$	—	10	—	μs	$V_{CC}=5V, I_c=1mA, R_L=100\Omega$

●Electrical and optical characteristic curves

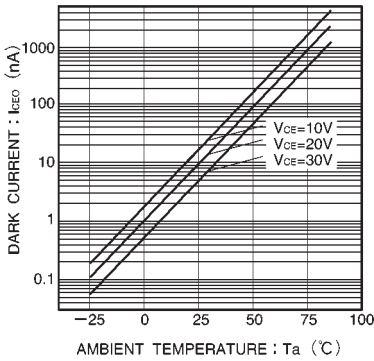


Fig.1 Dark current vs. ambient temperature

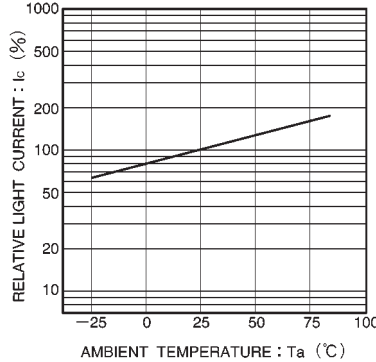


Fig.2 Relative output vs. ambient temperature

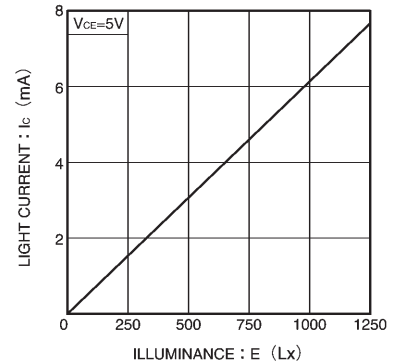


Fig.3 Light current vs. irradiance

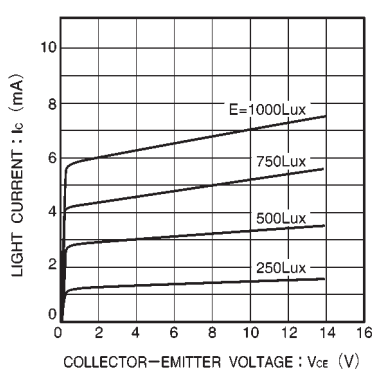


Fig.4 Output characteristics

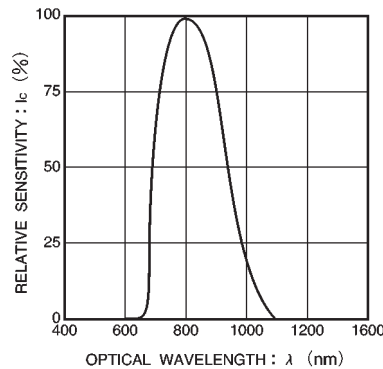


Fig.5 Spectral sensitivity

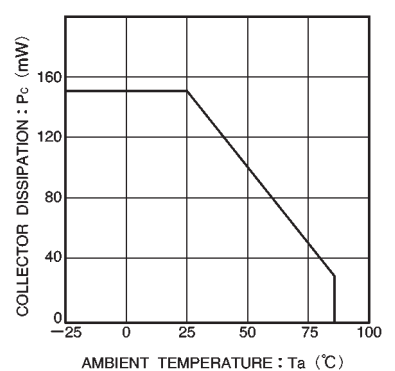


Fig.6 Collector dissipation vs. ambient temperature

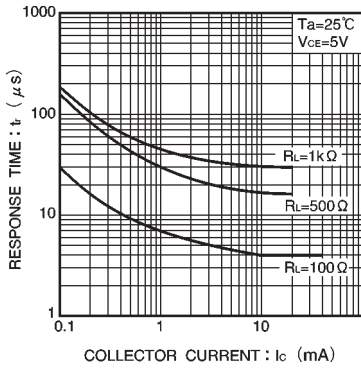


Fig.7 Response time vs. collector current

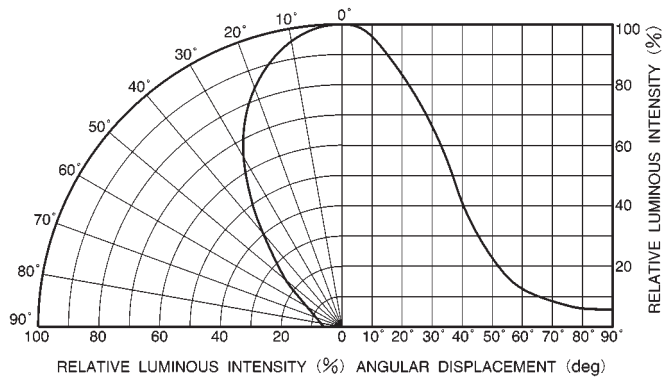


Fig.8 Directional pattern