



OPTO-ELECTRICAL CHARACTERISTICS (Ta = 25°C)

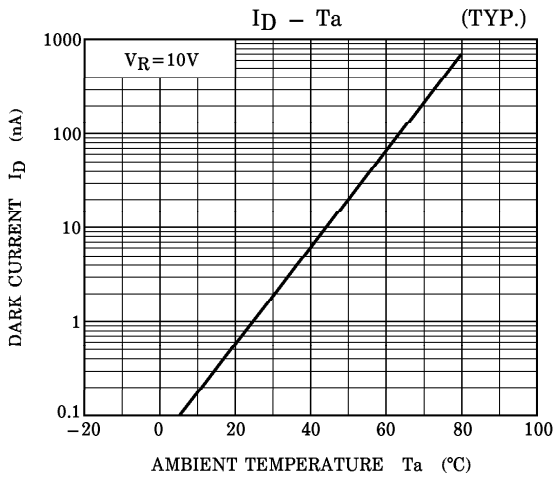
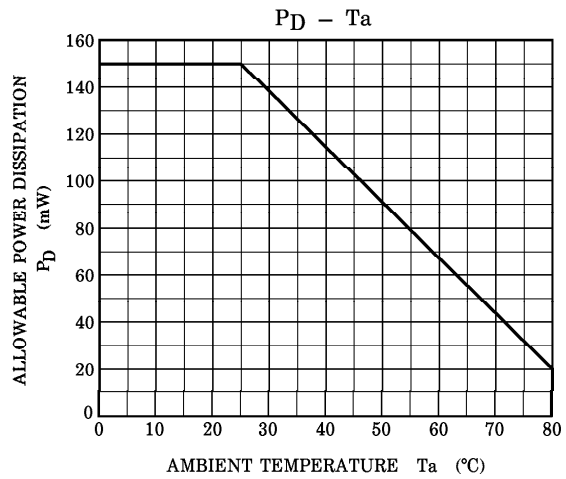
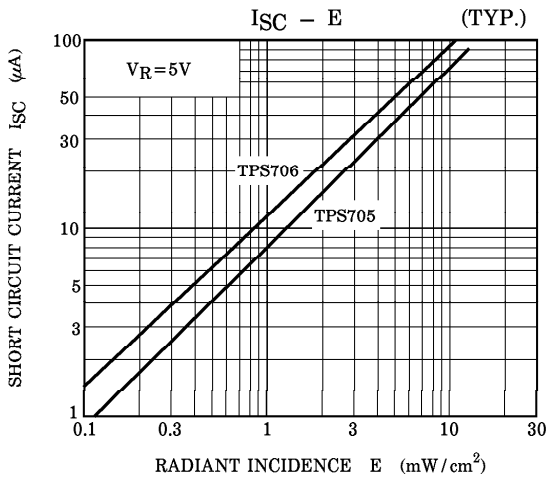
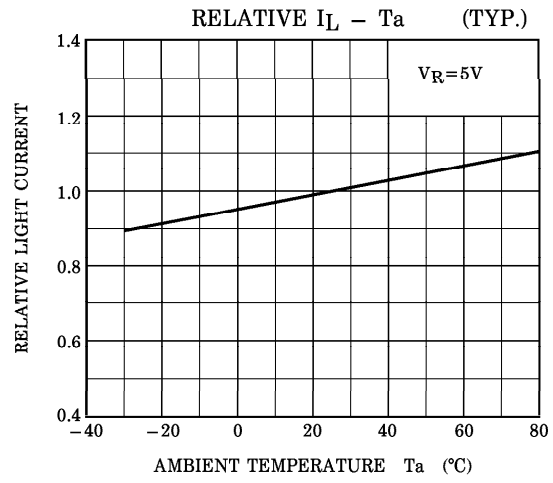
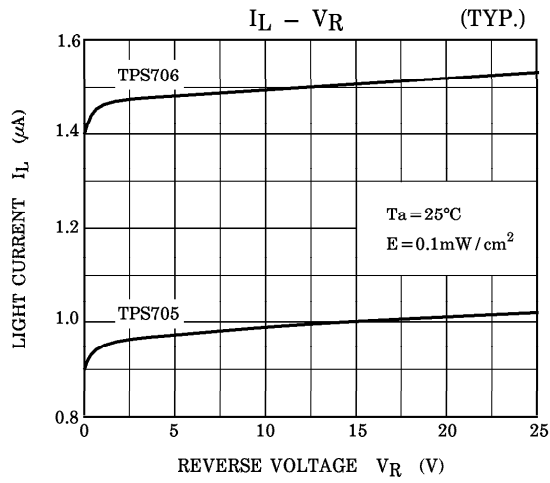
CHARACTERISTIC	SYMBOL	TEST CONDITION	MIN.	TYP.	MAX.	UNIT	
Short Circuit Current	I <sub>SC</sub>	E = 0.1mW / cm <sup>2</sup> (Note)	TPS705	0.5	0.9	—	μA
			TPS706	1.0	1.5	—	
Dark Current	I <sub>D</sub>	V <sub>R</sub> = 10V, E = 0	—	1	30	nA	
Open Circuit Voltage	V <sub>OP</sub>	E = 0.1mW / cm <sup>2</sup> (Note)	150	250	—	mV	
Capacitance	C <sub>T</sub>	V <sub>R</sub> = 3V, f = 1MHz	TPS705	—	12	—	pF
			TPS706	—	24	—	
Peak Sensitivity Wavelength	λ <sub>P</sub>	—	—	970	—	nm	
Switching Time	Rise Time	V <sub>R</sub> = 10V, R <sub>L</sub> = 1kΩ	—	100	—	ns	
	Fall Time		—	100	—		
Half Value Angle	θ <sub>1/2</sub>	—	—	±65	—	°	

Note : Color temperature = 2870°K, Standard Tungsten Lamp.

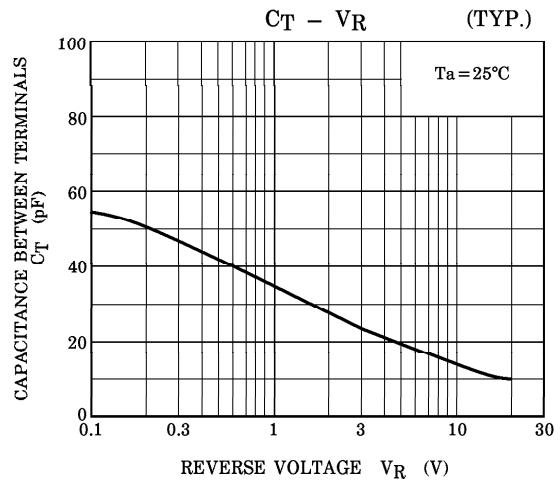
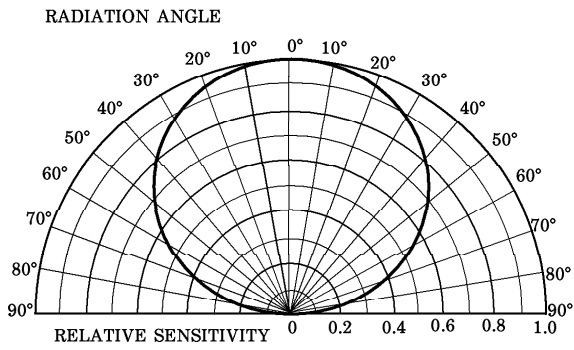
PRECAUTION

Please be careful of the followings.

1. Soldering shall be performed at a portion of lead above 1.75mm from the body of the device.
2. If the lead is formed, the lead should be formed at a distance of 1.75mm from the body of the device.  
Soldering shall be performed after lead forming.



**DIRECTIONAL SENSITIVITY CHARACTERISTIC**  
(TYP.) ( $T_a = 25^\circ\text{C}$ )



**SPECTRAL RESPONSE (TYP.)**

