

# S101DH1/S101DH2 S201DH1/S201DH2

## 16-Pin DIP Type SSR for Low Power Control

### ■ Features

1. Compact  
(16-pin dual-in-line package type)
2. High output current  
(RMS ON-state current  $I_T$  : 1.5A<sub>rms</sub>)
3. Built-in zero-cross circuit  
(S101DH2 / S201DH2)
4. Recognised by UL, file No. E94758
5. Approved by CSA, No. LR63705

### ■ Applications

1. Air conditioners
2. Microwave ovens
3. Home appliances

### ■ Model Line-ups

	For 100V lines	For 200V lines
No built-in zero-cross circuit	<b>S101DH1</b>	<b>S201DH1</b>
Built-in zero-cross circuit	<b>S101DH2</b>	<b>S201DH2</b>

### ■ Absolute Maximum Ratings

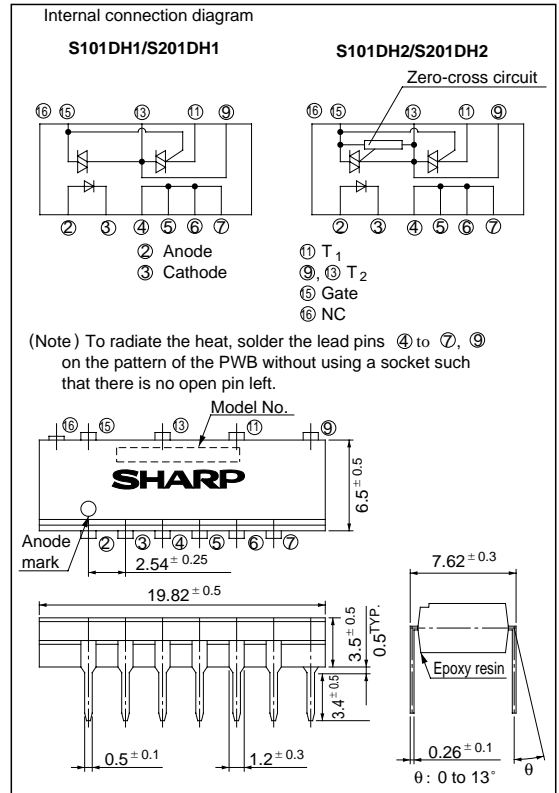
(Ta = 25°C)

Parameter	Symbol	Rating		Unit
		S101DH1/ S101DH2	S201DH1/ S201DH2	
Input	Forward current	$I_F$	50	mA
	Reverse current	$V_R$	6	V
Output	RMS ON-state current	$I_T$	1.5	A <sub>rms</sub>
	Peak one cycle surge current	$I_{surge}$	15 (50Hz, sine wave)	A
	Repetitive peak OFF-state voltage	$V_{DRM}$	400   600	V
*1 Isolation voltage		$V_{iso}$	4,000	V <sub>rms</sub>
Operating temperature		$T_{opr}$	- 25 to + 85	°C
Storage temperature		$T_{stg}$	- 40 to + 125	°C
Soldering temperature		$T_{sol}$	260 ( For 10 seconds )	°C

\*1 AC for 1 minute, 40 to 60% RH, f = 60Hz

### ■ Outline Dimensions

(Unit : mm)

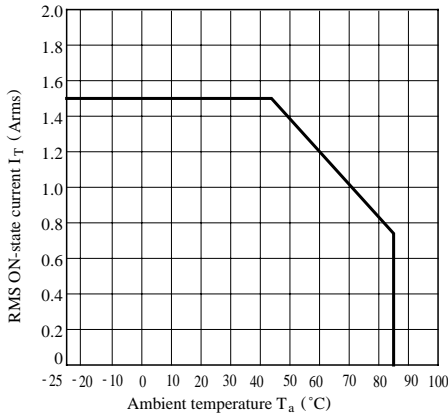


**Electrical Characteristics**

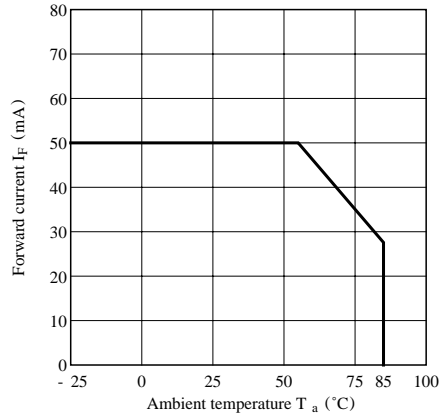
( $T_a = 25^\circ\text{C}$ )

Parameter		Symbol	Conditions	MIN.	TYP.	MAX.	Unit
Input	Forward voltage	$V_F$	$I_F = 20\text{mA}$	-	1.2	1.4	V
	Reverse current	$I_R$	$V_R = 3\text{V}$	-	-	10	$\mu\text{A}$
Output	Repetitive peak OFF-state current	$I_{DRM}$	$V_{DRM} = \text{Rated}$	-	-	100	$\mu\text{A}$
	ON-state voltage	$V_T$	$I_T = 1.5\text{A}$	-	-	1.7	V
	Holding current	$I_H$	$V_D = 6\text{V}$	-	-	25	mA
	Critical rate of rise of OFF-state voltage	$\frac{dV}{dt}$	$V_{DRM} = 1/\sqrt{2} \cdot \text{Rated}$	200	-	-	$\text{V}/\mu\text{s}$
				100	-	-	
Zero-cross voltage	$V_{OX}$	$V_{OX}$	Resistance load, $I_F = 15\text{mA}$	-	-	35	V
Transfer characteristics	Minimum trigger current	$I_{FT}$	$V_D = 6\text{V}, R_L = 100\Omega$	-	-	10	mA
	Isolation resistance	$R_{ISO}$	DC500V, 40 to 60% RH	$5 \times 10^{10}$	$10^{11}$	-	$\Omega$
	Turn-on time	$t_{on}$	$V_D = 6\text{V}, R_L = 100\Omega$ $I_F = 20\text{mA}$	-	-	100	$\mu\text{s}$

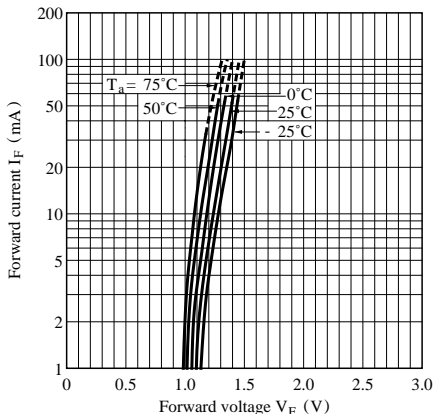
**Fig. 1 RMS ON-state Current vs. Ambient Temperature**



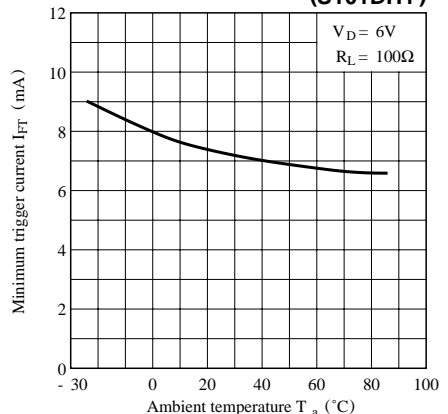
**Fig. 2 Forward Current vs. Ambient Temperature**



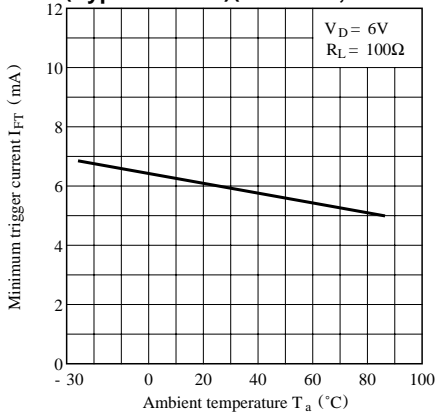
**Fig. 3 Forward Current vs. Forward Voltage**



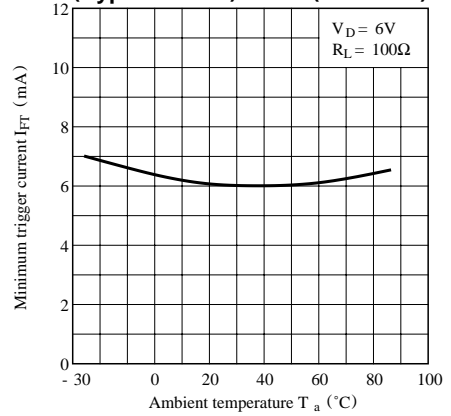
**Fig. 4 Minimum Trigger Current vs. Ambient Temperature (Typical Value) (S101DH1)**



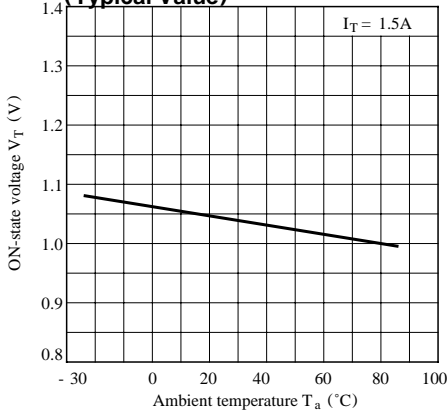
**Fig. 5-a Minimum Trigger Current vs. Ambient Temperature (Typical Value) (S101DH2, S201DH2)**



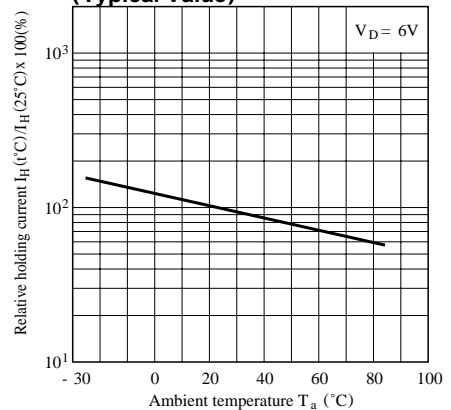
**Fig. 5-b Minimum Trigger Current vs. Ambient Temperature (Typical Value) (S201DH1)**



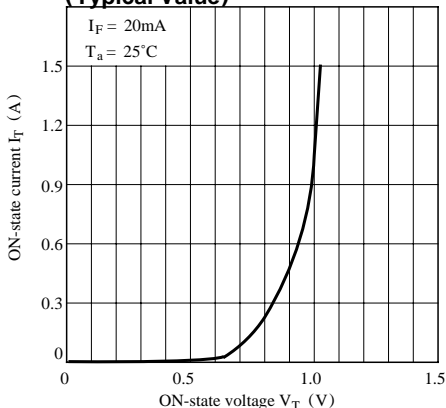
**Fig. 6 ON-state Voltage vs. Ambient Temperature (Typical Value)**



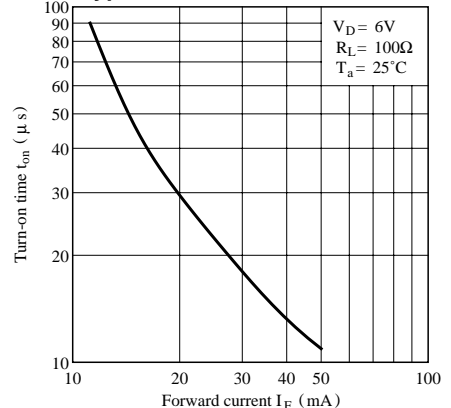
**Fig. 7 Relative Holding Current vs. Ambient Temperature (Typical Value)**



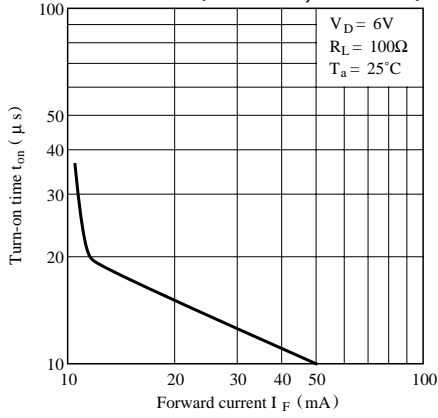
**Fig. 8 ON-state Current vs. ON-State Voltage (Typical Value)**



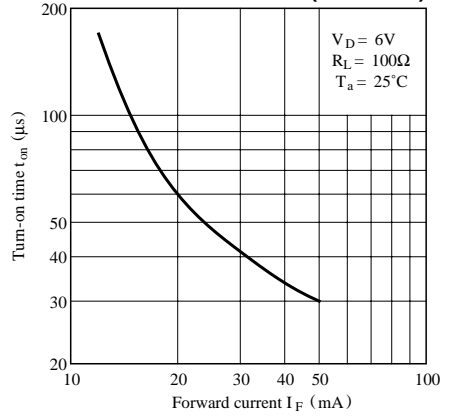
**Fig. 9 Turn-on Time vs. Forward Current (Typical Value) (S101DH1)**



**Fig.10 Turn-on Time vs. Forward Current  
(Typical Value)  
(S101DH2, S201DH2)**



**Fig.11 Turn-on Time vs. Forward Current  
(Typical Value)  
(S201DH1)**



● Please refer to the chapter “Precautions for Use.”

### NOTICE

- The circuit application examples in this publication are provided to explain representative applications of SHARP devices and are not intended to guarantee any circuit design or license any intellectual property rights. SHARP takes no responsibility for any problems related to any intellectual property right of a third party resulting from the use of SHARP's devices.
- Contact SHARP in order to obtain the latest device specification sheets before using any SHARP device. SHARP reserves the right to make changes in the specifications, characteristics, data, materials, structure, and other contents described herein at any time without notice in order to improve design or reliability. Manufacturing locations are also subject to change without notice.
- Observe the following points when using any devices in this publication. SHARP takes no responsibility for damage caused by improper use of the devices which does not meet the conditions and absolute maximum ratings to be used specified in the relevant specification sheet nor meet the following conditions:
  - (i) The devices in this publication are designed for use in general electronic equipment designs such as:
    - Personal computers
    - Office automation equipment
    - Telecommunication equipment [terminal]
    - Test and measurement equipment
    - Industrial control
    - Audio visual equipment
    - Consumer electronics
  - (ii) Measures such as fail-safe function and redundant design should be taken to ensure reliability and safety when SHARP devices are used for or in connection with equipment that requires higher reliability such as:
    - Transportation control and safety equipment (i.e., aircraft, trains, automobiles, etc.)
    - Traffic signals
    - Gas leakage sensor breakers
    - Alarm equipment
    - Various safety devices, etc.
  - (iii) SHARP devices shall not be used for or in connection with equipment that requires an extremely high level of reliability and safety such as:
    - Space applications
    - Telecommunication equipment [trunk lines]
    - Nuclear power control equipment
    - Medical and other life support equipment (e.g., scuba).
- Contact a SHARP representative in advance when intending to use SHARP devices for any "specific" applications other than those recommended by SHARP or when it is unclear which category mentioned above controls the intended use.
- If the SHARP devices listed in this publication fall within the scope of strategic products described in the Foreign Exchange and Foreign Trade Control Law of Japan, it is necessary to obtain approval to export such SHARP devices.
- This publication is the proprietary product of SHARP and is copyrighted, with all rights reserved. Under the copyright laws, no part of this publication may be reproduced or transmitted in any form or by any means, electronic or mechanical, for any purpose, in whole or in part, without the express written permission of SHARP. Express written permission is also required before any use of this publication may be made by a third party.
- Contact and consult with a SHARP representative if there are any questions about the contents of this publication.