
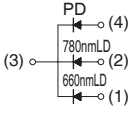







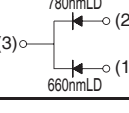

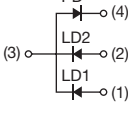






## 660nm / 780nm Dual Wavelength Lasers

Power 660nm / 780nm	Part No.	Wavelength $\lambda_p$ (nm)	Absolute maximum ratings (Tc=25°C)			Electrical and optical characteristics (Tc=25°C)								Po (mW)	Package	Equivalent circuit	RoHS
			PO (mW)	VR (V)	Topr Max. (°C)	ITH (mA)	Iop (mA)	$\eta$ (W/A)	Vop (V)	Im (mA)	$\theta_{\perp}$ (deg)	$\theta_{//}$ (deg)					
Low / Low	RLD2WMUV2	658	7	2	75	20	27	0.72	2.3	0.22	27	8	5	 φ5.6mm 4PIN(Open Package)		Yes	
		782	7	2	75	18	27	0.55	1.8	0.25	32	9	5				
	RLD2WMFV2	658	7	2	75	20	27	0.72	2.3	0.13	27	8	5	 High radiation 4PIN frame			
		782	7	2	75	18	27	0.55	1.8	0.16	32	9	5				
	RLD2WMFL1 (Higher ESD)	660	7	2	75	13	19	0.85	2.3	0.15	27.5	8.5	5	 High radiation 4PIN frame			
		782	7	2	75	12	18	0.75	1.8	0.20	29.5	9.3	5				
	RLD2WMNL2 (For Car)	663	7	2	85	18	24	0.7	2.3	0.25	28	10	5	 φ5.6mm (4PIN)			
		785	7	2	85	15	20	0.7	1.8	0.25	32	10	5				
	RLD2WMFL3 (Operation guarantee at 80°C)	658	7	2	80	13	18	0.9	2.2	0.15	27	8.5	5	 High radiation 4PIN frame			
		782	7	2	80	12	17	0.85	1.8	0.17	32	10	5				
	RLD2WMUL3 (Operation guarantee at 80°C)	658	7	2	80	13	18	0.9	2.2	0.25	27	8.5	5	 φ5.6mm 4PIN(Open Package)			
		782	7	2	80	12	17	0.85	1.8	0.25	32	10	5				
RLD2WMFR1 (Self pulsation)	658	6	2	70	35	45	0.75	2.3	0.13	37	9	5	 High radiation 4PIN frame				
	790	7	2	70	30	45	0.5	1.9	0.26	39	11	5					
High / High	☆RLD2WMGU1	662	300 (Pulse)	2	85	60	160	0.9	2.8	—	17.5	9.5	90	 High radiation 3PIN frame		Yes	
		785	350 (Pulse)	2	90	55	250	0.85	2.5	—	16	8.5	160				


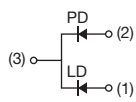



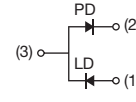


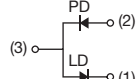
☆ : Under development Note: Unless otherwise specified, the electrical and optical characteristics are typical values.

## Multi-beam Lasers

Power 660nm / 780nm	Part No.	Number of beams	Pitch ( $\mu$ m)	Wavelength $\lambda_p$ (nm)	Absolute maximum ratings (Tc=25°C)			Electrical and optical characteristics (Tc=25°C)								Po (mW)	Package	Equivalent circuit	RoHS
					PO (mW)	VR (V)	Topr Max. (°C)	ITH (mA)	Iop (mA)	$\eta$ (W/A)	Vop (V)	Im (mA)	$\theta_{\perp}$ (deg)	$\theta_{//}$ (deg)					
High Speed	<b>New</b> RLD2BPNK4	2	90	792	6	2	60	10	30	0.3	1.8	3	29	9.5	6	 φ 5.6mm (4PIN ②)		Yes	
	☆RLD2BPNK5	2	28	787	10	2	60	12	23	0.55	1.8	0.9	27.5	9	6	 φ 5.6mm (4PIN ②)			
	☆RLD2BPND1	2	30	660	15	2	60	13	23	0.6	2.2	0.5	20	10	6	 φ 5.6mm (4PIN ②)			
	☆RLD4BPMP1	4	28	792	10	2	60	10	30	0.3	1.8	0.5	30	10	6	 φ 5.6mm (6PIN)			
	☆RLD4BPMB6	4	30	660	16	2	60	15	25	0.6	2.3	1	20	9	9	 φ 5.6mm (6PIN)			


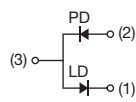


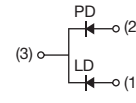



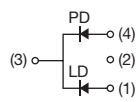

☆ : Under development Note: Unless otherwise specified, the electrical and optical characteristics are typical values.

## 660nm Lasers

Power 660nm /780nm	Part No.	Wavelength $\lambda_p$ (nm)	Absolute maximum ratings (Tc=25°C)			Electrical and optical characteristics (Tc=25°C)								Po (mW)	Package	Equivalent circuit	RoHS
			PO (mW)	VR (V)	Topr Max. (°C)	ITH (mA)	Iop (mA)	$\eta$ (W/A)	Vop (V)	Im (mA)	$\theta_{\perp}$ (deg)	$\theta_{//}$ (deg)					
Low Power	RLD65MZT7	655	7	2	70	20	30	0.7	2.3	0.24	27	8	5	 $\phi$ 5.6mm		Yes	
	<b>New</b> RLD65MFX1 (Higher ESD)	660	7	2	80	15	21	0.85	2.3	0.15	27	9	5	 High radiation 4PIN frame		Yes	
	☆RLD65MQX1 (Higher ESD)	660	10	2	70	15	21	0.85	2.3	0.15	27	9	5	 $\phi$ 3.5mm		Yes	
	<b>New</b> RLD65PZX2 (Higher ESD)	655	7	2	70	25	33	0.6	2.3	0.2	28	8.5	5	 $\phi$ 5.6mm		Yes	
	<b>New</b> RLD65PZX3 (Higher ESD)	655	12	2	70	25	42	0.6	2.3	0.2	28	8.5	10	 $\phi$ 5.6mm		Yes	
	<b>New</b> RLD65NZX2 (Higher ESD)	655	7	2	70	25	33	0.6	2.3	0.2	28	8.5	5	 $\phi$ 5.6mm		Yes	

☆ : Under development Note: Unless otherwise specified, the electrical and optical characteristics are typical values.

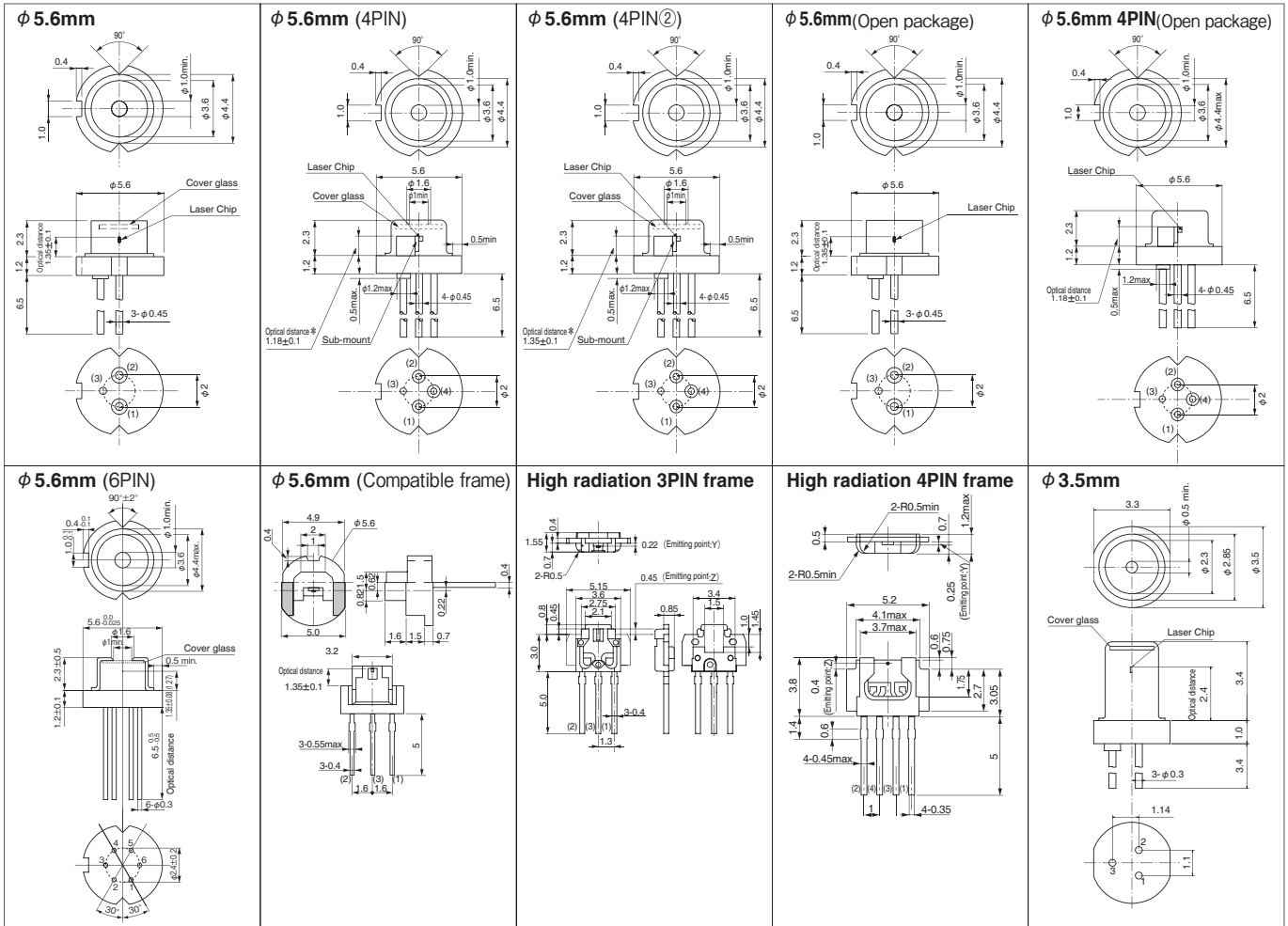
## 780nm Lasers

Power 660nm /780nm	Part No.	Wavelength $\lambda_p$ (nm)	Absolute maximum ratings (Tc=25°C)			Electrical and optical characteristics (Tc=25°C)								Po (mW)	Package	Equivalent circuit	RoHS
			PO (mW)	VR (V)	Topr Max. (°C)	ITH (mA)	Iop (mA)	$\eta$ (W/A)	Vop (V)	Im (mA)	$\theta_{\perp}$ (deg)	$\theta_{//}$ (deg)					
High Speed	<b>New</b> RLD78NZM5	793	10	2	60	11	20	0.55	1.8	1.15	28	9	6	 $\phi$ 5.6mm		Yes	
	<b>New</b> RLD78NZM6	793	15	2	60	10	20	0.55	1.8	1.15	28	9	6	 $\phi$ 5.6mm		Yes	
Low Power	RLD78MRA1	785	4.5	2	70	35	45	0.25	1.9	0.15	37	11	3	 $\phi$ 5.6mm (Compatible frame)		Yes	
	<b>New</b> RLD78MRA6	790	4.5	2	70	25	35	0.35	1.9	0.15	37	11	3	 $\phi$ 5.6mm (Compatible frame)		Yes	
	RLD78MZGM	785	5	2	60	35	45	0.25	1.9	0.2	37	11	3	 $\phi$ 5.6mm		Yes	
	RLD78MFA1	785	4.5	2	80	35	41	0.3	1.9	0.16	37	11	3	 High radiation 4PIN frame		Yes	
	<b>New</b> RLD78MFA7	790	4.5	2	85	25	35	0.35	1.9	0.15	37	11	3	 High radiation 4PIN frame		Yes	

Note: Unless otherwise specified, the electrical and optical characteristics are typical values.

# Packaging Specifications

## Dimensions (Unit : mm)



\* : Please note that differences may exist depending on the part number. Therefore, it is strongly recommended that the customer verify the actual specifications before usage.

## Safety

The light emitted from laser diodes, while almost invisible to the human eye, can cause retinal damage if viewed directly. Never look directly into the laser beam or through any lenses or fibers when the system is operating. For optical axis alignment or other operations, we recommend the use of an infrared-sensitive camera (ITV) or wearing protective goggles.

<p><b>DANGER</b></p> <p>INVISIBLE LASER RADIATION-AVOID DIRECT EXPOSURE TO BEAM</p> <p>MAXIMUM OUTPUT _____ mW WAVELENGTH _____ nm</p> <p>CLASS IIb LASER PRODUCT</p>	<p>VISIBLE AND INVISIBLE SEMICONDUCTOR LASER</p> <p>AVOID EXPOSURE-Invisible Laser radiation is emitted from this aperture</p>
	<p>ROHM Laser Diode</p> <p>This product complies with 21 CFR Part 1040.10 and 1040.11</p> <p><b>ROHM Co., Ltd.</b></p> <p>21 Saini Mizosaki-cho, Ukyo-ku Kyoto 615-8585 Japan.</p>

The products described in this specification are designed to be used with ordinary electronic equipment or devices (such as audio-visual equipment, office-automation equipment, communication device, electrical appliances, and electronic toys). If you intend to use these products or devices which require an extremely high level of reliability and malfunction of which would directly endanger human life (such as medical instruments, transportation equipment, aerospace machinery, nuclear-reactor controllers, fuel controllers and other safety devices), please be sure to consult with our sales representative in advance.

## Notes

No copying or reproduction of this document, in part or in whole, is permitted without the consent of ROHM Co.,Ltd.

The content specified herein is subject to change for improvement without notice.

The content specified herein is for the purpose of introducing ROHM's products (hereinafter "Products"). If you wish to use any such Product, please be sure to refer to the specifications, which can be obtained from ROHM upon request.

Examples of application circuits, circuit constants and any other information contained herein illustrate the standard usage and operations of the Products. The peripheral conditions must be taken into account when designing circuits for mass production.

Great care was taken in ensuring the accuracy of the information specified in this document. However, should you incur any damage arising from any inaccuracy or misprint of such information, ROHM shall bear no responsibility for such damage.

The technical information specified herein is intended only to show the typical functions of and examples of application circuits for the Products. ROHM does not grant you, explicitly or implicitly, any license to use or exercise intellectual property or other rights held by ROHM and other parties. ROHM shall bear no responsibility whatsoever for any dispute arising from the use of such technical information.

The Products specified in this document are intended to be used with general-use electronic equipment or devices (such as audio visual equipment, office-automation equipment, communication devices, electronic appliances and amusement devices).

The Products specified in this document are not designed to be radiation tolerant.

While ROHM always makes efforts to enhance the quality and reliability of its Products, a Product may fail or malfunction for a variety of reasons.

Please be sure to implement in your equipment using the Products safety measures to guard against the possibility of physical injury, fire or any other damage caused in the event of the failure of any Product, such as derating, redundancy, fire control and fail-safe designs. ROHM shall bear no responsibility whatsoever for your use of any Product outside of the prescribed scope or not in accordance with the instruction manual.

The Products are not designed or manufactured to be used with any equipment, device or system which requires an extremely high level of reliability the failure or malfunction of which may result in a direct threat to human life or create a risk of human injury (such as a medical instrument, transportation equipment, aerospace machinery, nuclear-reactor controller, fuel-controller or other safety device). ROHM shall bear no responsibility in any way for use of any of the Products for the above special purposes. If a Product is intended to be used for any such special purpose, please contact a ROHM sales representative before purchasing.

If you intend to export or ship overseas any Product or technology specified herein that may be controlled under the Foreign Exchange and the Foreign Trade Law, you will be required to obtain a license or permit under the Law.



Thank you for your accessing to ROHM product informations.  
More detail product informations and catalogs are available, please contact us.

### ROHM Customer Support System

<http://www.rohm.com/contact/>