



LU0808T020-EI Industrial Laser Diode Up to 2W Operation Power @ 808nm



Description:

The LU0808T020 series offers an optical power of 2W from a 50µm core, NA 0.12 multi-mode fiber. At this common wavelength our Laser Diode offers a very competitive price-performance value for applications in materials processing, illumination and medicine. Very high life time is achieved due to the Lumics proprietary laser diode facet passivation technology and due to extensive burn-in testing.

Features & Functions:

- Wavelength 808nm
- 50µm core, NA 0.12 fiber
- Hermetically sealed single emitter
- Anode / cathode isolated from base
- Direct modulation up to 100 MHz

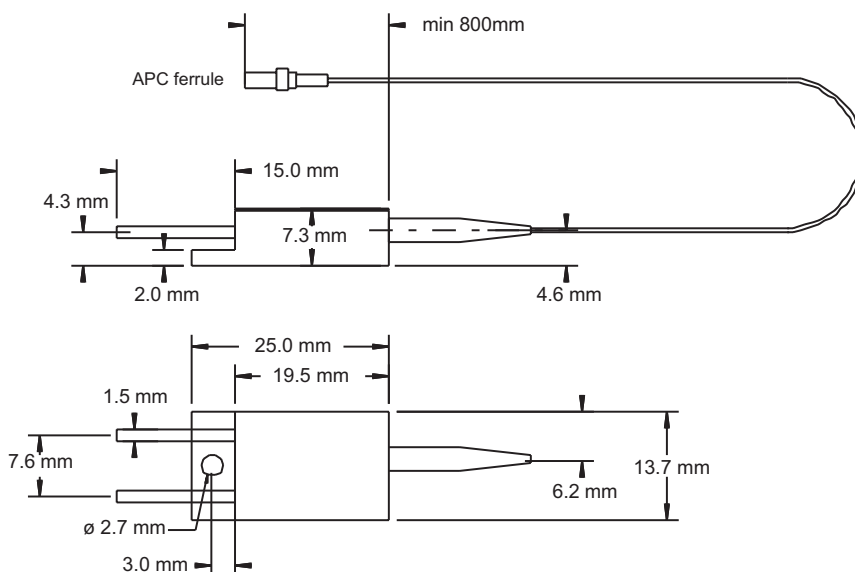
Benefits:

- Ultra long lifetime
- Burn-in tested
- Cost-effective
- Robust design
- Easy to mount

Applications:

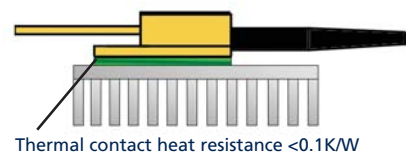
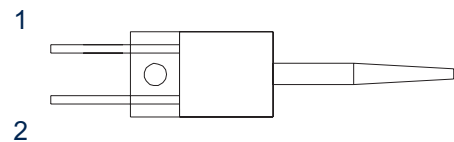
- Printing
- Pumping
- Materials processing
- Illumination

Modul Drawing (dimensions in mm)



Pin Connections

Pin	Function	Pin	Function
1	LD Anode (+)	2	LD Cathode (-)



Your ideas are welcome.

Electrical and Optical Characteristics Typical Laser specifications at 25°C

Parameter	Symbol	Typical	Unit
Output Power c.w.	P_{op} (c.w.)	2	W
Peak Wavelength at P_{op}	λ_{peak}	808 +/-10	nm
Spectral Width (FWHM)	λ_{FWHM}	4	nm
Threshold Current	I_{th}	450	mA
Operating Current	I_{op}	2.7	A
Operating Voltage	V_{op}	1.82	V
Rise and Fall time	T_r	20	nsec
Connector Type (optional)		APC ferrule (*SMA, FC/APC, FC/PC connector)	
Heat Resistance LD to bottom of base plate	R_{H}	3.5	K / W
Power Conversion Efficiency		45	%
Recommended Case Temperature	T_{op}	20 - 30	°C
Wavelength Shift vs. Temperature		0.35	nm / K
Wavelength Shift vs. Power		1.2	nm / W

Fiber Specifications

Fiber Core Diameter		50	μ m
Fiber Numerical Aperture	NA	0.12	
Fiber Cladding Diameter		125	μ m
Fiber Buffer Diameter		250	μ m
Fiber Length		1	m
Min. Bend Radius		50	mm

Application Note:

- (1) For pulsed operation max peak power can be $1.2 \times P_{op}$ if pulse time is $< 100 \mu$ sec and average power is lower than P_{op} (c.w.)
- (2) Keep the heat sink at $\leq 35^\circ$. The heat sink should have a flatness of better than 0.02mm and a roughness grade not less than N7 (i.e. $R_a=1.6 \mu$ m)
- (3) A conductive material between TO-220 laser diode module and the modul base is highly recommended. The thermally conductive material should have a sufficient thickness and elasticity to compensate for the non-planarity between the module base and the heat sink surface
- (4) Electrostatic discharge (ESD) can lead to latent or catastrophic failure of a multimode laser diode module
- (5) The power supply should have a transient suppression and an over-voltage protection. Before connecting the module to the power supply and during Power-off the power supply output should be short circuited
- (6) By no means should the fiber be touched by hot solder because this can lead to lower output performance and reliability. During the soldering process the fiber temperature should always be below 85° C


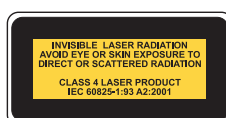
Absolute Maximum Ratings

Parameter	Symbol	Min	Max	Unit
Storage Temperature	T_{max}	-30	70	°C
Operating Case Temp.	$T_{op, case temp.}$	-10	40	°C
Maximum Processing Temp.-max 10sec.	$T_{op, Processing}$		180	°C
LD Forward Current c.w.	$I_{op, max}$		3.2	A
LD Reverse Voltage	$V_{R, max}$		2	V
Rel. Humidity		0	85	%

Note:

Absolute Maximum Ratings may be applied to the laser module for short periode of time only. Exposure to maximum ratings for extended period of time or exposure above one or more max ratings may cause damage or affect the reliability of the device

User Safety



Your ideas are welcome.