


THREE PHASE BRIDGE

Power Modules

Features

- Universal, 3 way terminals:
push-on, wrap around or solder
- High thermal conductivity package,
electrically insulated case
- Center hole fixing
- Excellent power/volume ratio
- UL E 62320 approved 

25 A
35 A

Description

A range of extremely compact, encapsulated three phase bridge rectifiers offering efficient and reliable operation. They are intended for use in general purpose and instrumentation applications.

Major Ratings and Characteristics

Parameters	26MT	36MT	Units
I_O	25	35	A
	@ T_C 70	60	°C
I_{FSM}	@50Hz 360	475	A
	@60Hz 375	500	A
I^2t	@50Hz 635	1130	A ² s
	@60Hz 580	1030	A ² s
V_{RRM} range	50 to 1600		V
T_J	-40 to 150		°C

ELECTRICAL SPECIFICATIONS

Voltage Ratings

Typenumber	Voltage Code	V _{RRM} , maximum repetitive peak reverse voltage V	V _{RSM} , maximum non-repetitive peak rev. voltage V	I _{RRM} max. @ T _J max. mA
26MT../36MT..	5	50	75	2
	10	100	150	
	20	200	275	
	40	400	500	
	60	600	725	
	80	800	900	
	100	1000	1100	
	120	1200	1300	
	140	1400	1500	
	160	1600	1700	

Forward Conduction

Parameters	26MT	36MT	Units	Conditions
I _O Maximum DC output current @ T _C	25	35	A	120° Rect Conduction angle
	70	60	°C	
I _{FSM} Maximum peak, one-cycle non-repetitive forward current Initial T _J = T _J max.	360	475	A	t = 10ms No voltage
	375	500		t = 8.3ms reapplied
	300	400		t = 10ms 100% V _{RRM}
	314	420		t = 8.3ms reapplied
I ² t Maximum I ² t for fusing Initial T _J = T _J max.	635	1130	A ² s	t = 10ms No voltage
	580	1030		t = 8.3ms reapplied
	450	800		t = 10ms 100% V _{RRM}
	410	730		t = 8.3ms reapplied
I ² √t Maximum I ² √t for fusing	6360	11300	A ² √s	I ² t for time t _x = I ² √t x √t _x ; 0.1 ≤ t _x ≤ 10ms, V _{RRM} = 0V
V _{F(TO)1} Low-level of threshold voltage	0.88	0.86	V	(16.7% x π x I _{F(AV)} < I < π x I _{F(AV)}), @ T _J max.
V _{F(TO)2} High-level of threshold voltage	1.13	1.03		(I > π x I _{F(AV)}), @ T _J max.
r _{t1} Low-level forward slope resistance	7.9	6.3	mΩ	(16.7% x π x I _{F(AV)} < I < π x I _{F(AV)}), @ T _J max.
r _{t2} High-level forward slope resistance	5.2	5.0		(I > π x I _{F(AV)}), @ T _J max.
V _{FM} Maximum forward voltage drop	1.26	1.19	V	T _J = 25°C, I _{FM} = 40A _{pk} - Per single Junction
I _{RRM} Max. DC reverse current	100		μA	T _J = 25°C, per Junction at rated V _{RRM}
V _{INS} RMS isolation voltage	2700		V	T _J = 25°C, All terminal shorted f = 50Hz, t = 1s

Thermal and Mechanical Specifications

Parameters	26MT	36MT	Units	Conditions
T _J Max. junction temperature range	-40 to 150		°C	
T _{stg} Max. storage temperature range	-40 to 150		°C	
R _{thJC} Max. thermal resistance junction to case	1.42	1.16	K/W	DC operation per bridge (Based on total power loss of bridge)
R _{thCS} Max. thermal resistance, case to heatsink	0.2	0.2	K/W	Mounting surface, smooth, flat and greased
wt Approximate weight	20		g	
T Mounting Torque ± 10%	2.0		Nm	Bridge to heatsink with screw M4

Ordering Information Table

Device Code

36	MT	160
----	----	-----

① ② ③

1 - Current rating code: 26 = 25A (Avg)
36 = 35A (Avg)

2 - Basic part number

3 - Voltage code (code x 10 = V_{RRM})

Outline Table

Not To Scale

Suggested plugging force:
400 N max; axially applied to faston terminals

All dimensions in millimeters (inches)

26MT../36MT.. Series

Bulletin I2771 rev. D 08/97

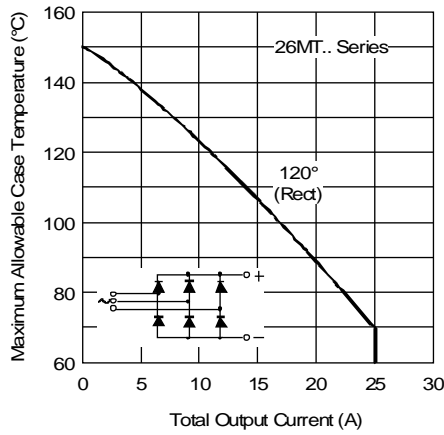


Fig. 1 - Current Ratings Characteristics

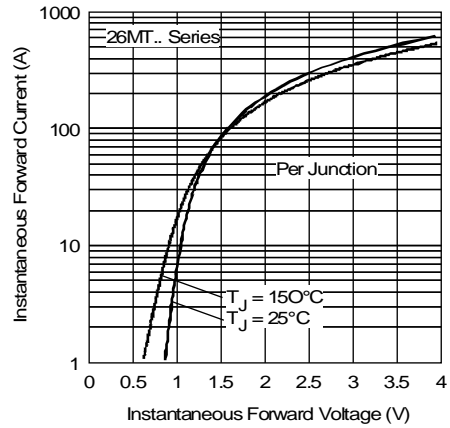


Fig. 2 - Forward Voltage Drop Characteristics

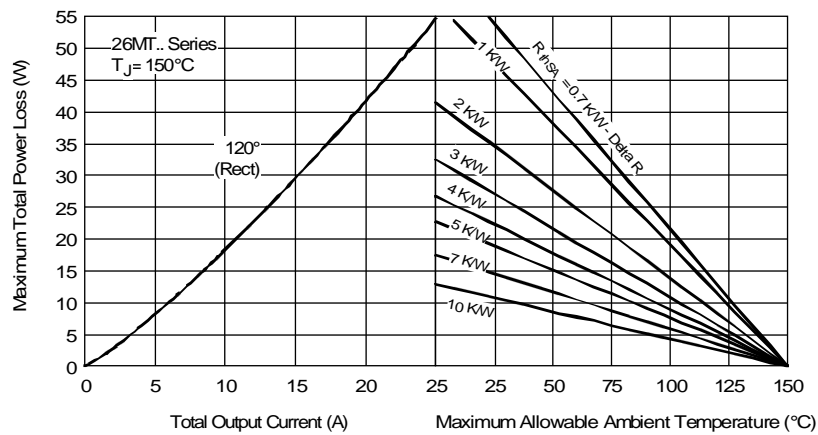


Fig. 3 - Total Power Loss Characteristics

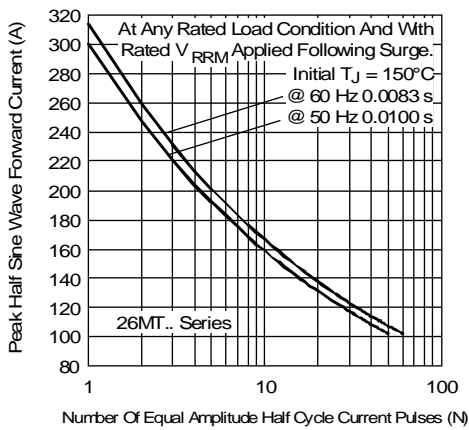


Fig. 4 - Maximum Non-Repetitive Surge Current

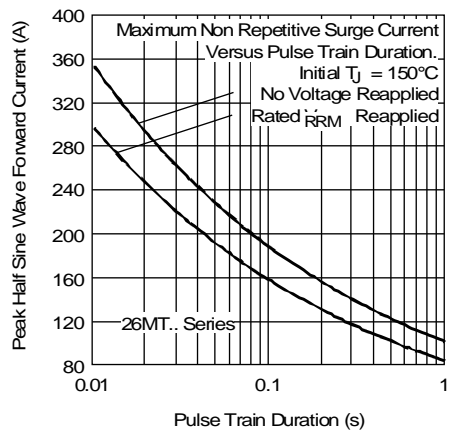


Fig. 5 - Maximum Non-Repetitive Surge Current

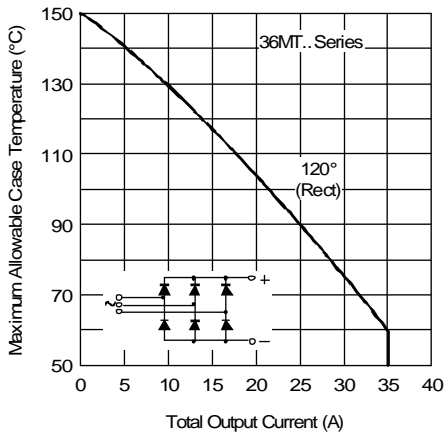


Fig. 6 - Current Ratings Characteristics

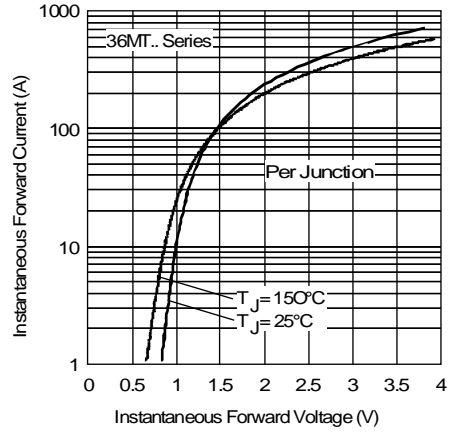


Fig. 7 - Forward Voltage Drop Characteristics

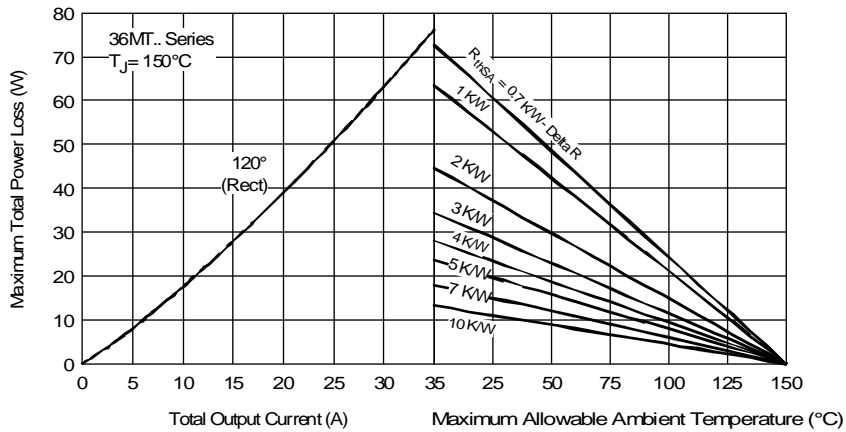


Fig. 8 - Total Power Loss Characteristics

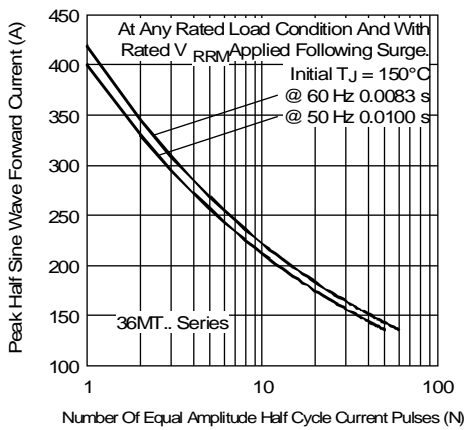


Fig. 9 - Maximum Non-Repetitive Surge Current

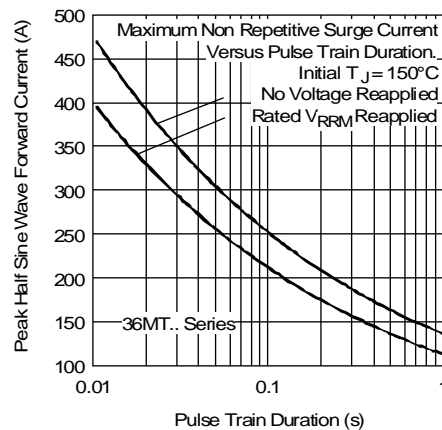


Fig. 10 - Maximum Non-Repetitive Surge Current

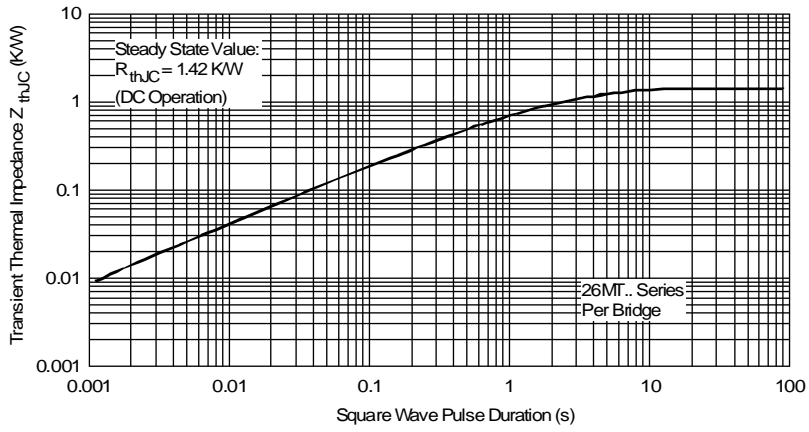


Fig. 11 - Thermal Impedance Z_{thJC} Characteristics

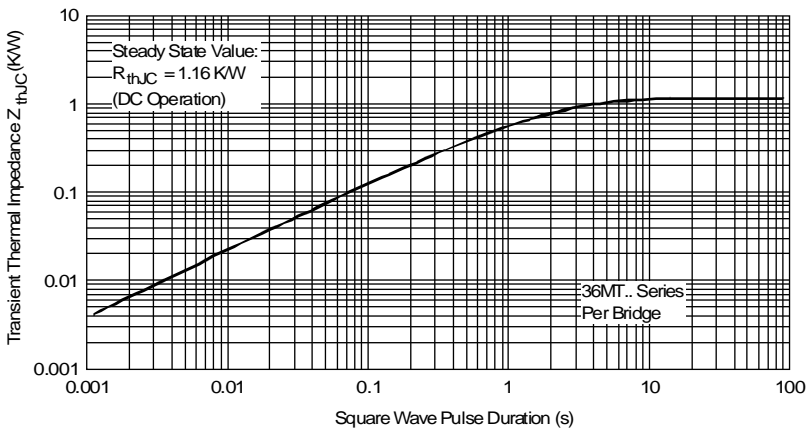


Fig. 12 - Thermal Impedance Z_{thJC} Characteristics