



# SVC364

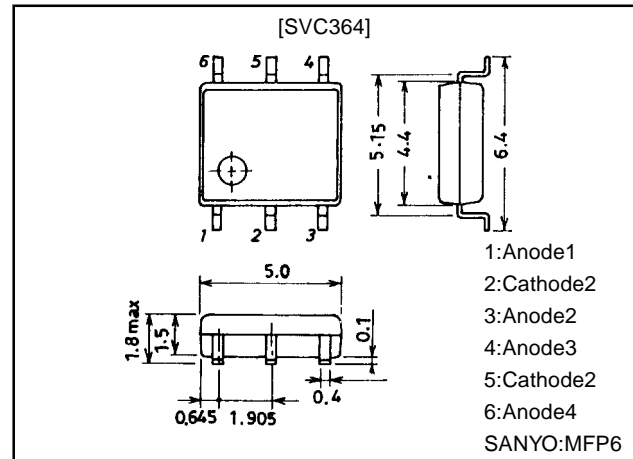
## Diffused Junction Type Silicon Diode Composite Varactor Diode for AM Receiver Low-Voltage Electronic Applications

### Features

- Excellent matching characteristics because of composite type.
- Manufacturing processes reducible and automatic mounting supported.
- High capacitance ratio and high quality factor.
- Cathodes separated in RF and OSC.
- Tape reel packaging.
- Surface mount type.

### Package Dimensions

unit:mm  
1214A



### Specifications

#### Absolute Maximum Ratings at Ta = 25°C

Parameter	Symbol	Conditions	Ratings	Unit
Reverse Voltage	$V_R$		16	V
Junction Temperature	$T_J$		125	°C
Storage Temperature	$T_{stg}$		-55 to +125	°C

#### Electrical Characteristics at Ta = 25°C

Parameter	Symbol	Conditions	Ratings			Unit
			min	typ	max	
Breakdown Voltage	$V_{(BR)R}$	$I_R=10\mu A$	16			V
Reverse Current (One diode)	$I_R$	$V_R=9V$			100	nA
Interterminal Capacitance (Average)	$C_{1V}$	$V_R=1V, f=1MHz^*1$	428.0*		500.0*	pF
	$C_{6V}$	$V_R=6V, f=1MHz$		52.0		pF
	$C_{8V}$	$V_R=8V, f=1MHz$	20.5		27.0	pF
Quality Factor	Q	$V_R=1V, f=1MHz$	200			
Capacitance Ratio	CR	$C_{1V}/C_{8V}$	17.5		24.5	
Matching Tolerance	$\Delta C_m^*2$	$V_R=1V$ to $8V, f=1MHz$			$\pm 2.5$	%

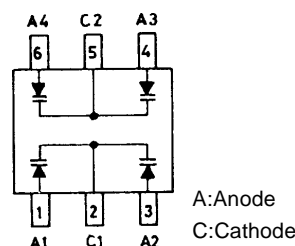
Note)\*1:1MHz signal:20mVrms.

Note)\*2: $\Delta C_m = (C_{Dn} - C_{D3}) / C_{D3} \times 100$

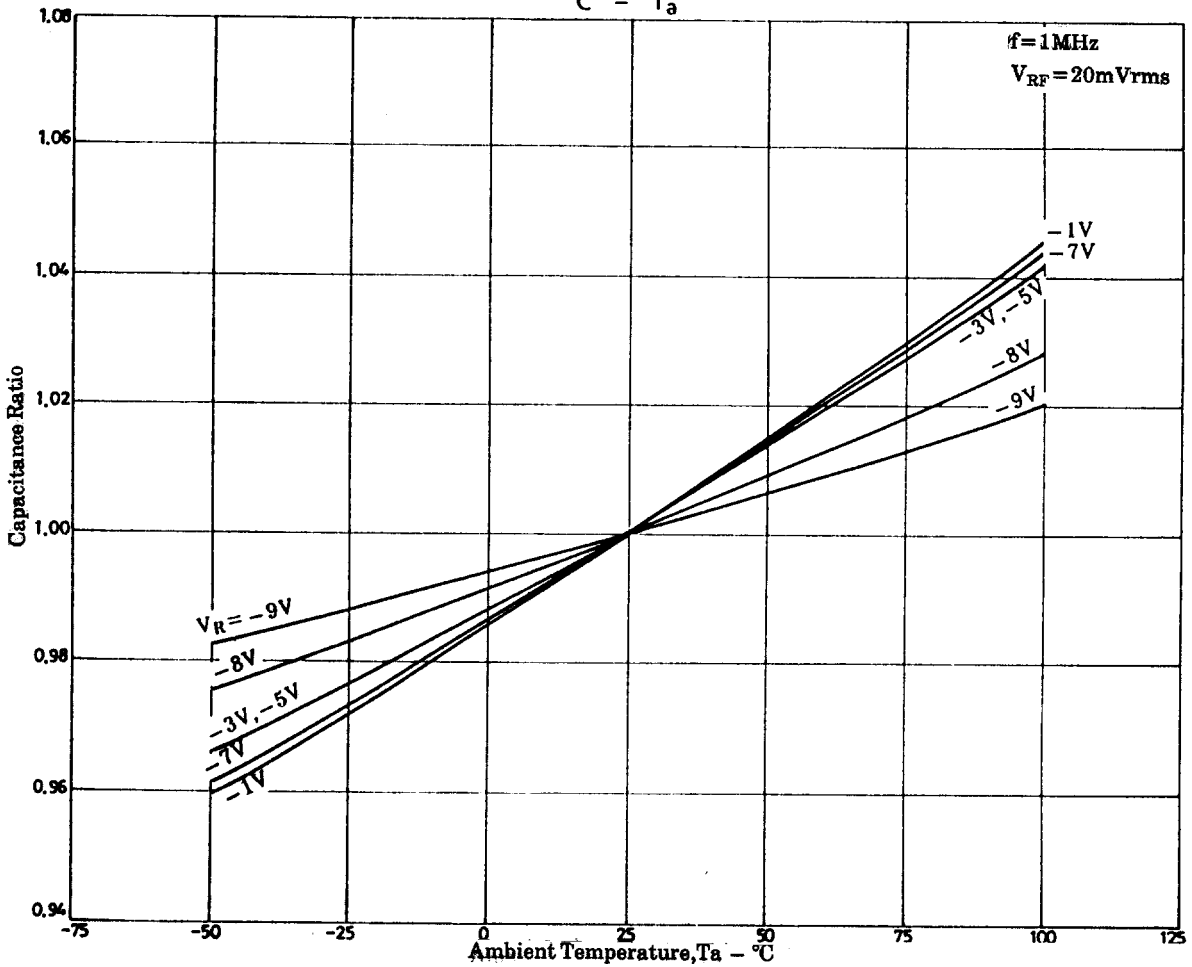
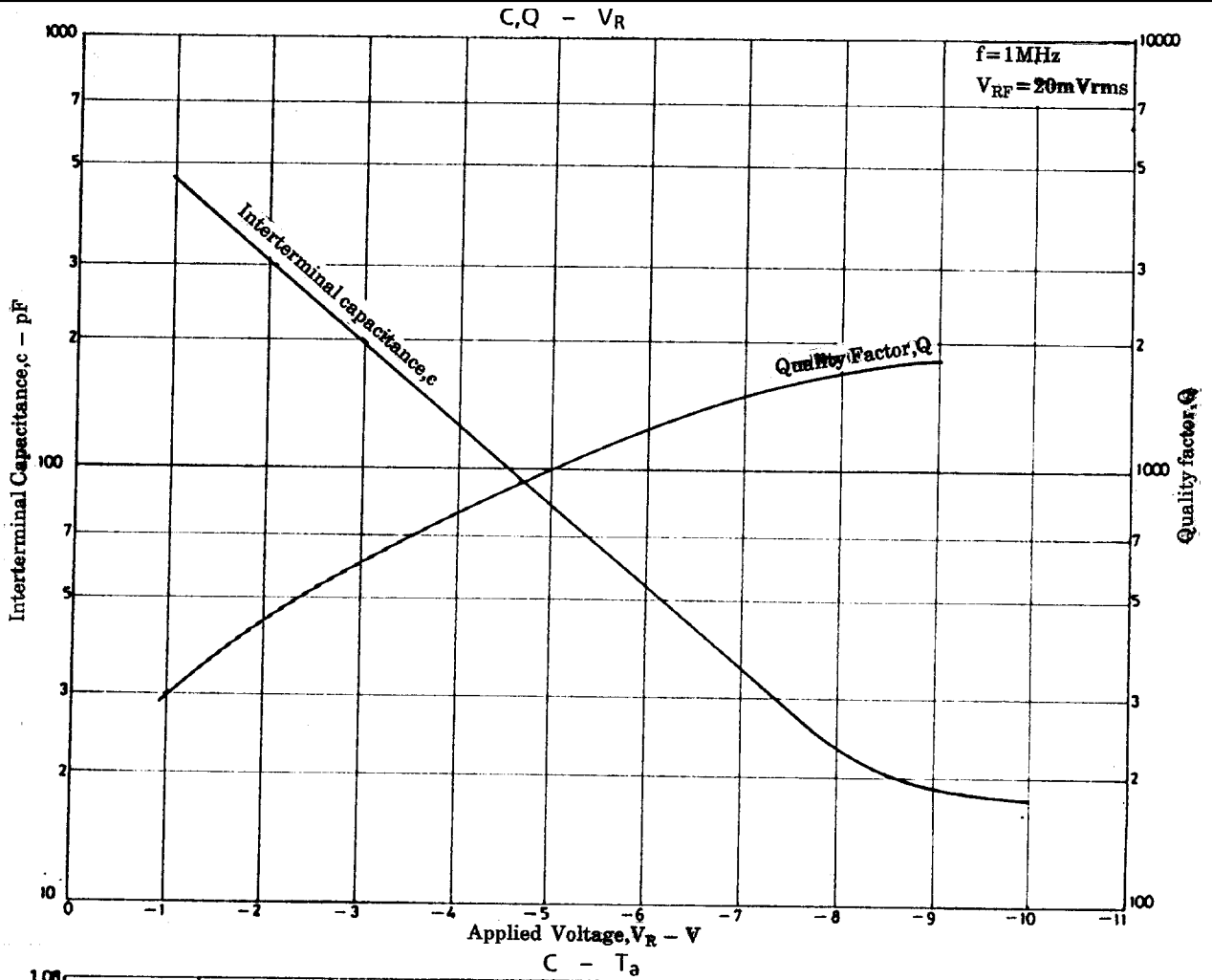
Note)\*:The SVC364 is classified by  $C_{1V}$  as follows:

Rank	$C_{1V}$ (pF)
K	428.0 to 456.5
L	447.5 to 478.0
M	468.5 to 500.0

### Electrical Connection



# SVC364



- No products described or contained herein are intended for use in surgical implants, life-support systems, aerospace equipment, nuclear power control systems, vehicles, disaster/crime-prevention equipment and the like, the failure of which may directly or indirectly cause injury, death or property loss.
- Anyone purchasing any products described or contained herein for an above-mentioned use shall:
  - ① Accept full responsibility and indemnify and defend SANYO ELECTRIC CO., LTD., its affiliates, subsidiaries and distributors and all their officers and employees, jointly and severally, against any and all claims and litigation and all damages, cost and expenses associated with such use:
  - ② Not impose any responsibility for any fault or negligence which may be cited in any such claim or litigation on SANYO ELECTRIC CO., LTD., its affiliates, subsidiaries and distributors or any of their officers and employees jointly or severally.
- Information (including circuit diagrams and circuit parameters) herein is for example only; it is not guaranteed for volume production. SANYO believes information herein is accurate and reliable, but no guarantees are made or implied regarding its use or any infringements of intellectual property rights or other rights of third parties.

This catalog provides information as of March, 1998. Specifications and information herein are subject to change without notice.