


### Besondere Merkmale

- eingefärbtes, diffuses Gehäuse
- extrem weitwinklig
- als optischer Indikator einsetzbar
- für alle SMT-Bestück- und Löttechniken geeignet
- beide Farben getrennt ansteuerbar
- gegurtet (8-mm-Filmgurt)
- Störimpulsfest nach DIN 40838

### Features

- colored, diffused package
- extreme wide-angle LED
- for use as optical indicator
- suitable for all SMT assembly and soldering methods
- both colors can be controlled separately
- available taped on reel (8 mm tape)
- load dump resistant acc. to DIN 40839



Typ Type	Emissionsfarbe Color of Emission	Gehäusefarbe Color of Package	Lichtstärke Luminous Intensity $I_F = 10 \text{ mA}$ $I_V$ (mcd)	Bestellnummer Ordering Code
LU S250-DO	super-red/green	colorless diffused	$\geq 0.4$	Q62703-Q1642
LV S260-DO	super-red/ super-red	red diffused	$\geq 0.4$	Q62703-Q2067
LW S260-DO	green/green	green diffused	$\geq 0.4$	Q62703-Q1038

Streuung der Lichtstärke in einer Verpackungseinheit  $I_{V \max} / I_{V \min} \leq 2.0$ .  
Luminous intensity ratio in one packaging unit  $I_{V \max} / I_{V \min} \leq 2.0$ .

## Grenzwerte Maximum Ratings

Bezeichnung Parameter	Symbol Symbol	Werte Values	Einheit Unit
Betriebstemperatur Operating temperature range	$T_{op}$	- 55 ... + 100	°C
Lagertemperatur Storage temperature range	$T_{stg}$	- 55 ... + 100	°C
Sperrschichttemperatur Junction temperature	$T_j$	+ 100	°C
Durchlaßstrom Forward current	$I_F$	30	mA
Stoßstrom Surge current $t \leq 10 \mu s, D = 0.005$	$I_{FM}$	0.5	A
Sperrspannung Reverse voltage	$V_R$	5	V
Verlustleistung Power dissipation $T_A \leq 25 \text{ °C}$	$P_{tot}$	100	mW
Wärmewiderstand Thermal resistance Sperrschicht / Luft Junction / air <sup>1)</sup>	$R_{th JA}$	750	K/W

<sup>1)</sup> Auf Platine gelötet: Lötfläche  $\geq 16 \text{ cm}^2$ .

<sup>1)</sup> Soldered on PC board: pad size  $\geq 16 \text{ cm}^2$ .

## Notes

Die angegebenen Grenzdaten gelten für einen Chip.

The stated maximum ratings refer one chip.

**Kennwerte** ( $T_A = 25\text{ °C}$ )

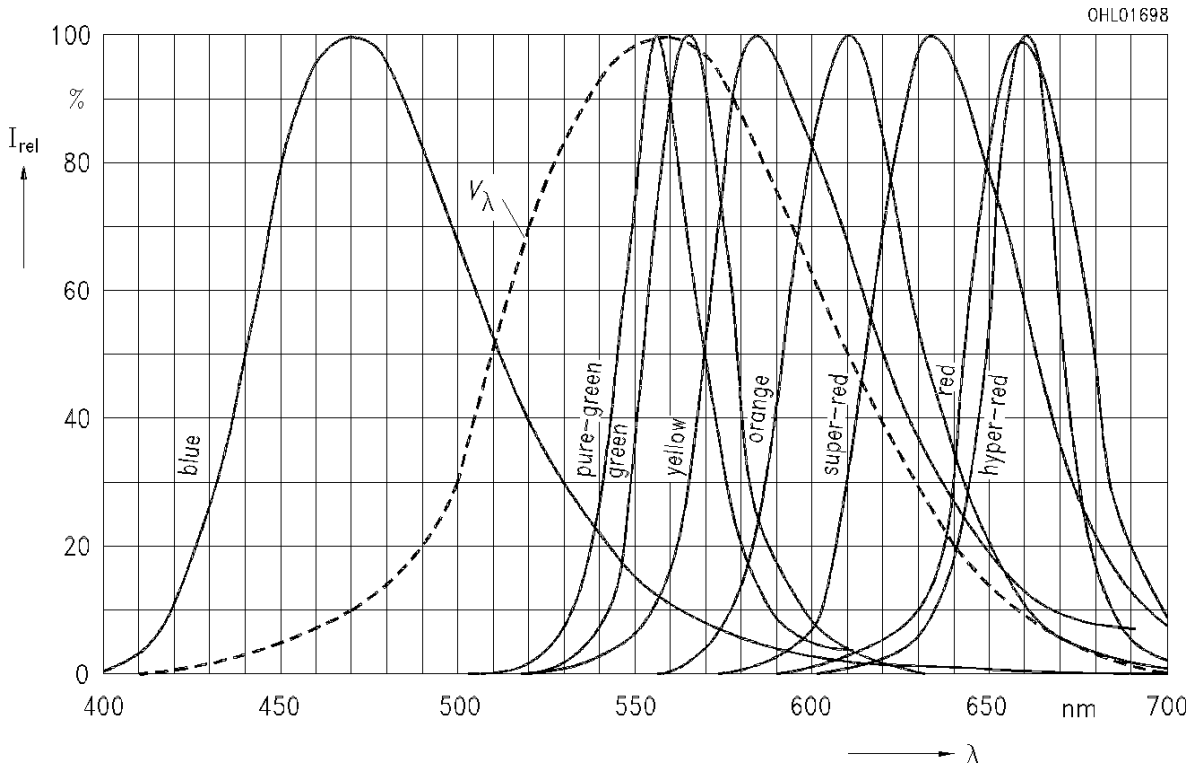
**Characteristics**

Bezeichnung Parameter	Symbol Symbol	Werte Values		Einheit Unit
		super-red	green	
Wellenlänge des emittierten Lichtes (typ.) Wavelength at peak emission (typ.) $I_F = 20\text{ mA}$	$\lambda_{\text{peak}}$	635	565	nm
Dominantwellenlänge (typ.) Dominant wavelength (typ.) $I_F = 20\text{ mA}$	$\lambda_{\text{dom}}$	628	570	nm
Spektrale Bandbreite bei 50 % $I_{\text{rel max}}$ (typ.) Spectral bandwidth at 50 % $I_{\text{rel max}}$ (typ.) $I_F = 20\text{ mA}$	$\Delta\lambda$	45	25	nm
Abstrahlwinkel bei 50 % $I_V$ (Vollwinkel) Viewing angle at 50 % $I_V$	$2\varphi$	140	140	Grad deg.
Durchlaßspannung (typ.) Forward voltage (max.) $I_F = 10\text{ mA}$	$V_F$ $V_F$	2.0 2.6	2.0 2.6	V V
Sperrstrom (typ.) Reverse current (max.) $V_R = 5\text{ V}$	$I_R$ $I_R$	0.01 10	0.01 10	$\mu\text{A}$ $\mu\text{A}$
Kapazität (typ.) Capacitance $V_R = 0\text{ V}, f = 1\text{ MHz}$	$C_0$	12	15	pF
Schaltzeiten: Switching times: $I_V$ from 10 % to 90 % (typ.) $I_V$ from 90 % to 10 % (typ.) $I_F = 100\text{ mA}, t_p = 10\text{ }\mu\text{s}, R_L = 50\text{ }\Omega$	$t_r$ $t_f$	300 150	450 200	ns ns

Relative spektrale Emission  $I_{rel} = f(\lambda)$ ,  $T_A = 25\text{ °C}$ ,  $I_F = 20\text{ mA}$

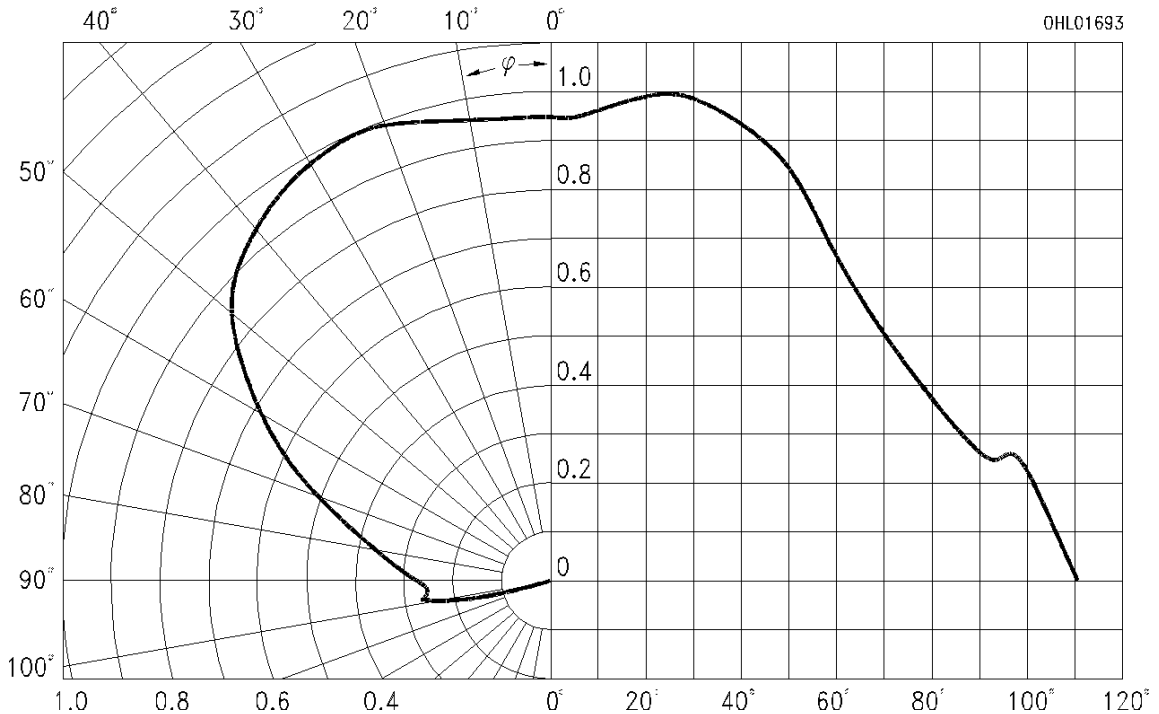
Relative spectral emission

$V(\lambda)$  = spektrale Augenempfindlichkeit  
Standard eye response curve



Abstrahlcharakteristik  $I_{rel} = f(\varphi)$

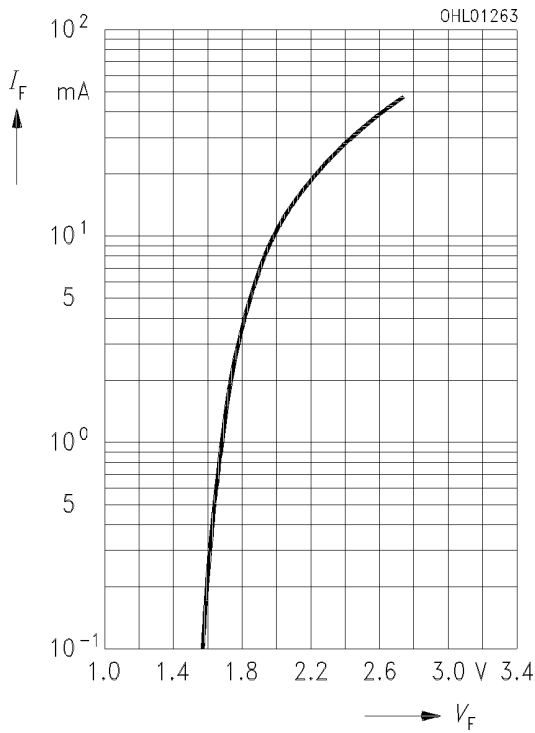
Radiation characteristic



**Durchlaßstrom  $I_F = f(V_F)$**

**Forward current**

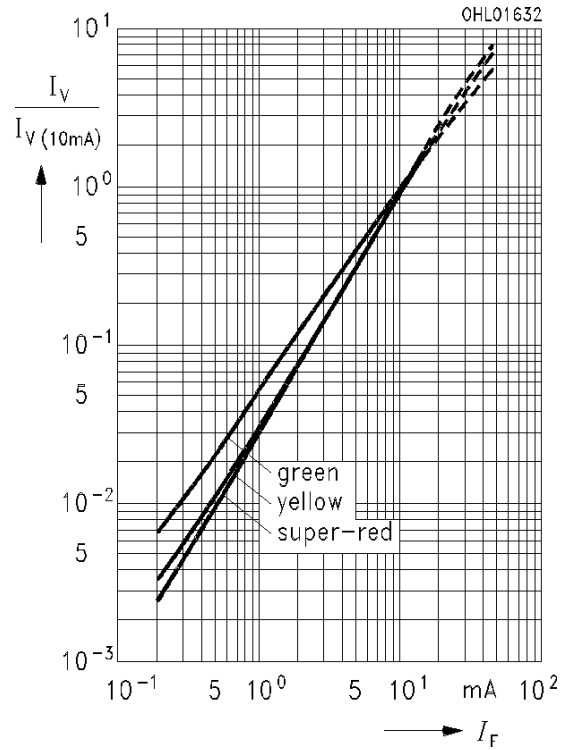
$T_A = 25\text{ °C}$



**Relative Lichtstärke  $I_V/I_{V(10\text{ mA})} = f(I_F)$**

**Relative luminous intensity**

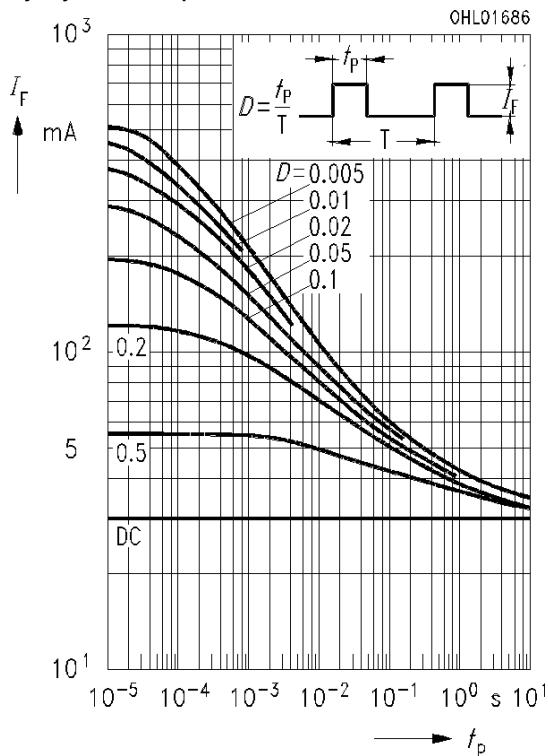
$T_A = 25\text{ °C}$



**Zulässige Impulsbelastbarkeit  $I_F = f(t_p)$**

**Permissible pulse handling capability**

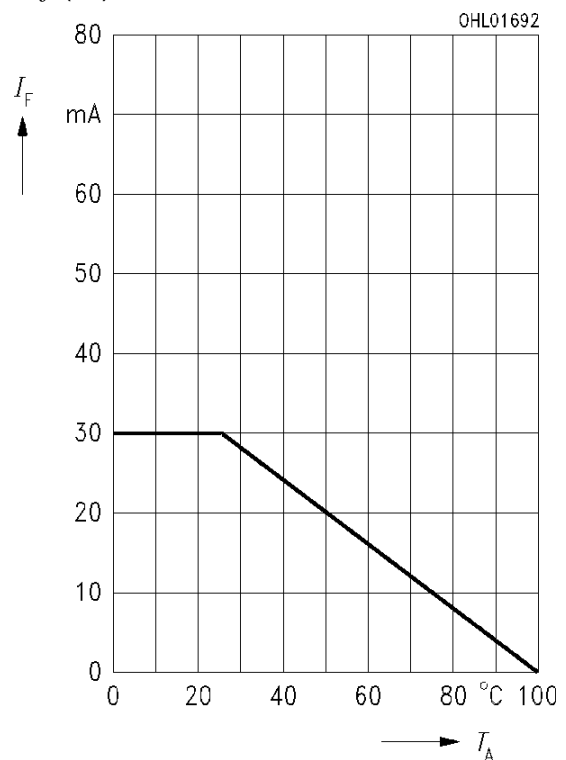
Duty cycle  $D =$  parameter,  $T_A = 25\text{ °C}$



**Maximal zulässiger Durchlaßstrom**

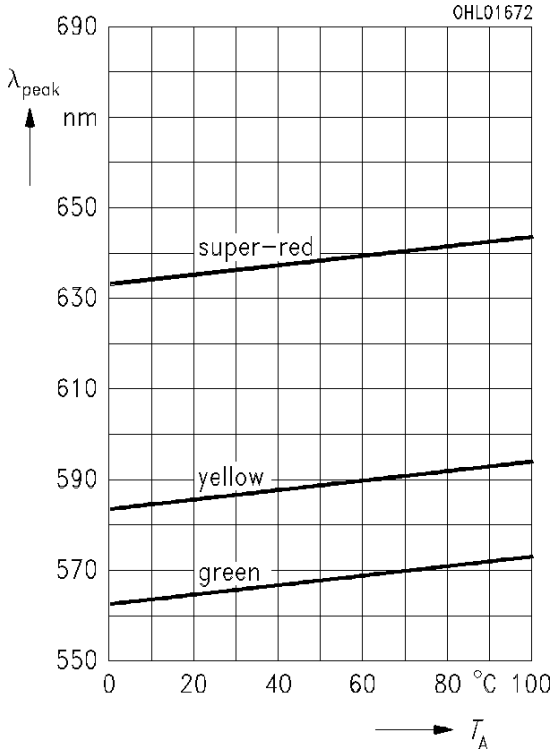
**Max. permissible forward current**

$I_F = f(T_A)$



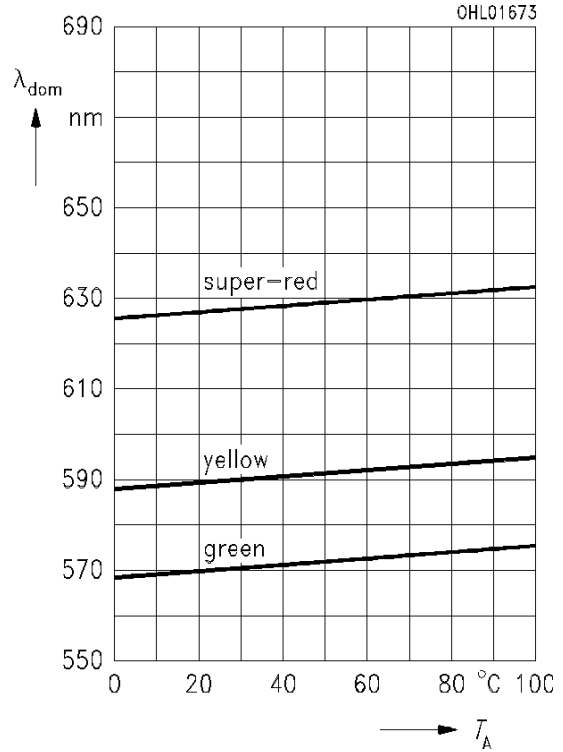
**Wellenlänge der Strahlung**  
**Wavelength at peak emission**

$\lambda_{\text{peak}} = f(T_A), I_F = 20 \text{ mA}$



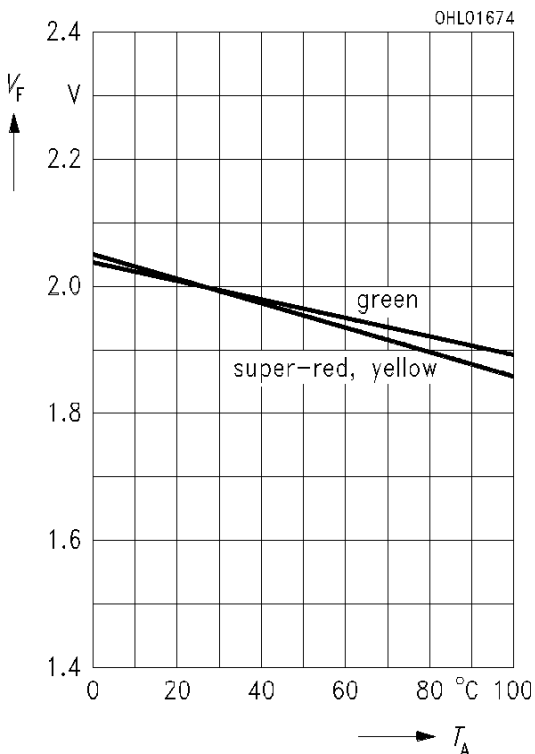
**Dominantwellenlänge**  
**Dominant wavelength**

$\lambda_{\text{dom}} = f(T_A), I_F = 20 \text{ mA}$



**Durchlaßspannung**  $V_F = f(T_A)$   
**Forward voltage**

$I_F = 10 \text{ mA}$



**Relative Lichtstärke**  $I_V/I_{V(25^\circ\text{C})} = f(T_A)$   
**Relative luminous intensity**

$I_F = 10 \text{ mA}$

