


Technical Data Sheet
3.0mm 2pcs Circuit Board Indicator

A694B/SURSYG/S530-A3

■ Features :

- Low power consumption
High efficiency and low cost
- Good control and free combinations
on the colors of LED lamps
- Good lock and easy to assembly
- Stackable and easy to assembly
- Stackable vertically and easy to assembly
- Versatile mounting on P.C board or panel
- Stackable horizontally and easy to assembly
- Pb free
- The product itself will remain within RoHS compliant version



■ Descriptions :

- ARRAY=Plastic Holder+Combinations of Lamps
- The array will easily mount the applicable lamps on any panel up to

■ Applications :

- 1.Used as indicators of indicating the Degree, Functions, Positions etc, in electronic instruments.

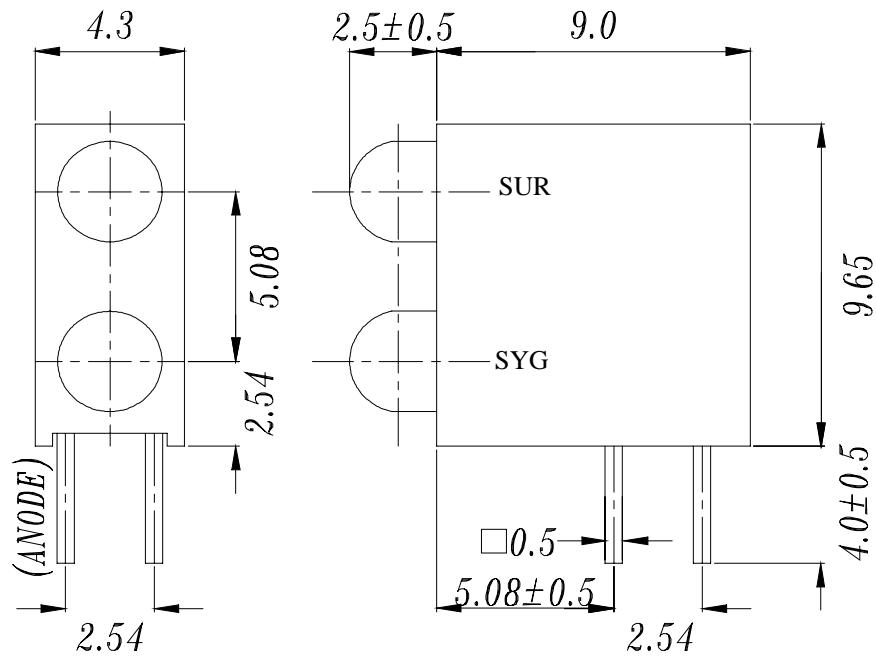
PART NO.	Chip		Lens Color
	Material	Emitted Color	
234-10SURD/S530-A3	AlGaInP	Hyper Red	Red Diffused
234-10SYGD/S530-E2	AlGaInP	Super Yellow Green	Green Diffused

Technical Data Sheet

3.0mm 2pcs Circuit Board Indicator

A694B/SURSYG/S530-A3

Package Dimensions



- Notes: 1.All dimensions are in millimeters, tolerance is 0.25mm except being specified
 2.Lead spacing is measured where the lead emerge from the package

■ Absolute Maximum Ratings at Ta = 25°C

Parameter	Symbol	Rating	Unit
Forward Current	IF	234-10SURD/S530-A3	25
		234-10SYGD/S530-E2	25
Operating Temperature	Topr	-40 to +85	°C
Storage Temperature	Tstg	-40 to +100	°C
Soldering Temperature	Tsol	260 ± 5	°C
Electrostatic Discharge	ESD	234-10SURD/S530-A3	2000
		234-10SYGD/S530-E2	2000
Power Dissipation	Pd	234-10SURD/S530-A3	60
		234-10SYGD/S530-E2	60
Reverse Voltage	VR	5	V

Note: *1:Soldering time ≤ 5 seconds.



Technical Data Sheet
3.0mm 2pcs Circuit Board Indicator

A694B/SURSYG/S530-A3

Electro-Optical Characteristics (Ta=25°C)

Parameter	Symbol	Condition	Min.	Typ.	Max.	Unit	
Forward Voltage	234-10SURD/S530-A3	VF	I _F = 20 mA	/	2.0	2.4	V
	234-10SYGD/S530-E2			/	2.0	2.4	
Reverse Current	234-10SURD/S530-A3	IR	V _R = 5 V	/	/	10	μA
	234-10SYGD/S530-E2			/	/	10	
Luminous Intensity	234-10SURD/S530-A3	I _v	I _F = 20 mA	40	80	/	mcd
	234-10SYGD/S530-E2			25	50	/	
Viewing Angle	234-10SURD/S530-A3	2θ 1/2	I _F = 20 mA	/	60	/	deg
	234-10SYGD/S530-E2			/	60	/	
Peak Wavelength	234-10SURD/S530-A3	λ _p	I _F = 20 mA	/	632	/	nm
	234-10SYGD/S530-E2			/	575	/	
Dominant Wavelength	234-10SURD/S530-A3	λ _d	I _F = 20 mA	/	624	/	nm
	234-10SYGD/S530-E2			/	573	/	
Spectrum Radiation Bandwidth	234-10SURD/S530-A3	Δλ	I _F = 20 mA	/	20	/	nm
	234-10SYGD/S530-E2			/	20	/	

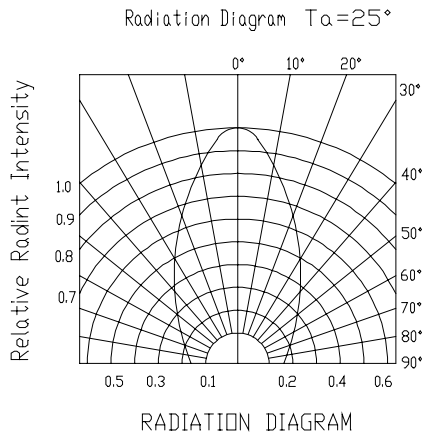
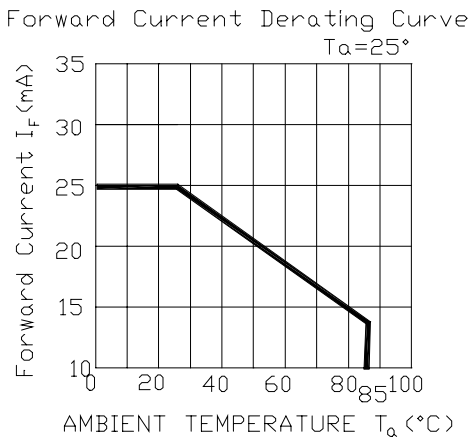
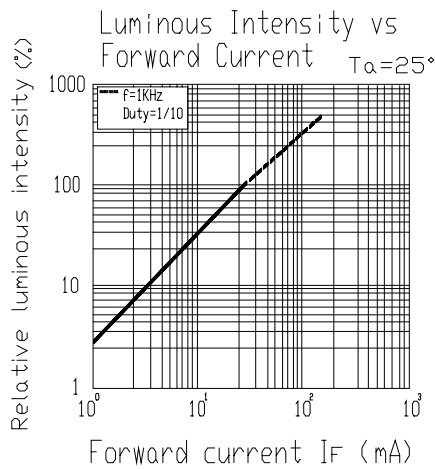
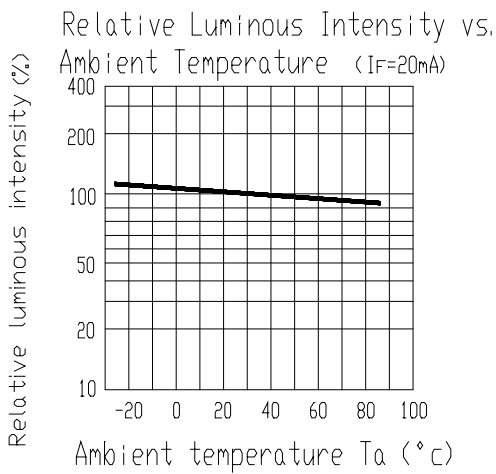
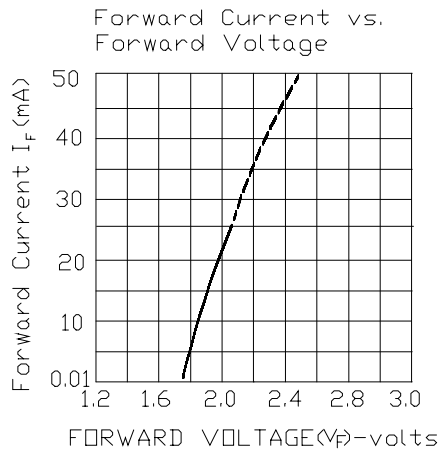
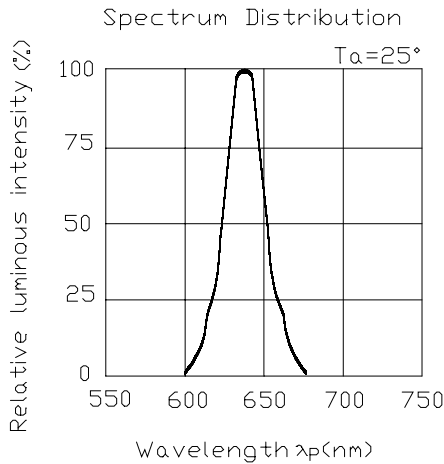
Technical Data Sheet

3.0mm 2pcs Circuit Board Indicator

A694B/SURSYG/S530-A3

■ Typical Electro-Optical Characteristic Curves:

(SUR)



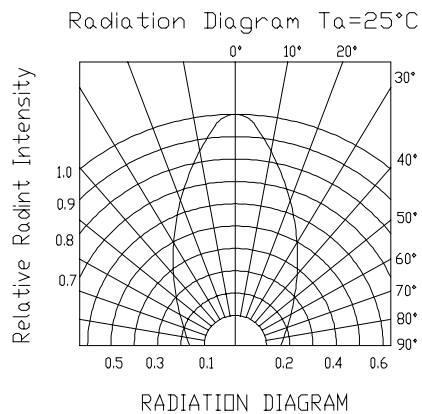
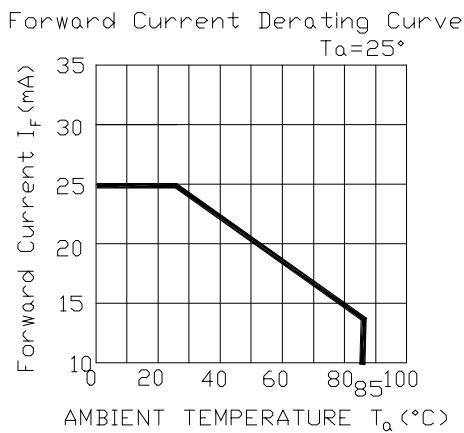
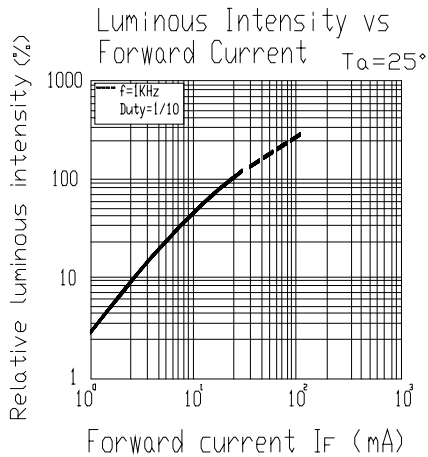
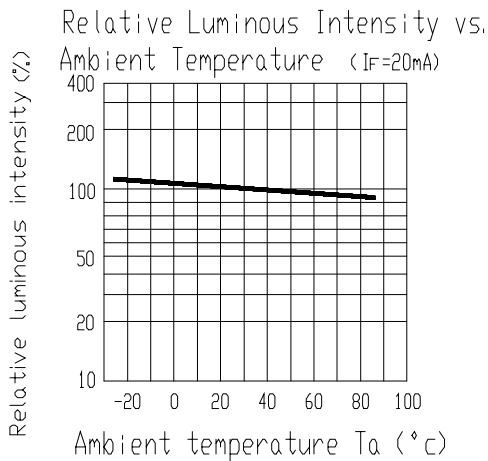
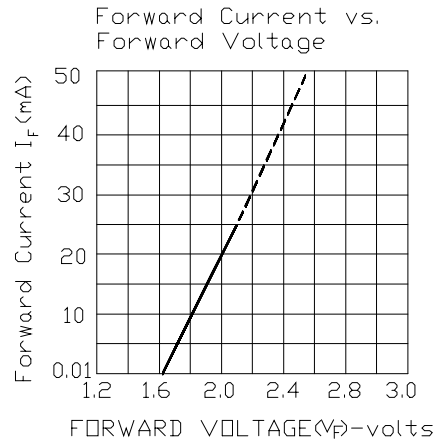
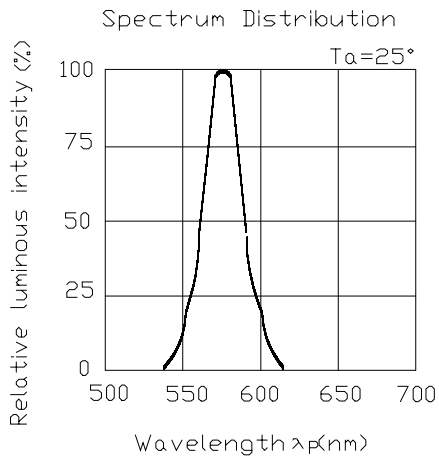


Technical Data Sheet
3.0mm 2pcs Circuit Board Indicator

A694B/SURSYG/S530-A3

Typical Electro-Optical Characteristic Curves:

< SYG >





Technical Data Sheet

3.0mm 2pcs Circuit Board Indicator

A694B/SURSYG/S530-A3

■ Reliability test items and conditions:

The reliability of products shall be satisfied with items listed below.

Confidence level : 97%

LTPD : 3%

NO	Item	Test Conditions	Test Hours/Cycle	Sample Size	Failure Judgment Criteria	Ac/Re
1	Solder Heat	TEMP : 260°C ± 5 °C	10 SEC	76 PCS	$I_v \leq I_{vt} * 0.5$ or $V_f \geq U$ or $V_f \leq L$	0/1
2	Temperature Cycle	H : +100°C 15min ∩ 5 min L : -40°C 15min	300 CYCLES	76 PCS		0/1
3	Thermal Shock	H : +100°C 5min ∩ 10 sec L : -10°C 5min	300 CYCLES	76 PCS		0/1
4	High Temperature Storage	TEMP : 100°C	1000 HRS	76 PCS		0/1
5	Low Temperature Storage	TEMP : -40°C	1000 HRS	76 PCS		0/1
6	DC Operating Life	TEMP : 25°C IF = 20mA	1000 HRS	76 PCS		0/1
7	High Temperature / High Humidity	85°C / 85% RH	1000 HRS	76 PCS		0/1

Note : I_{vt} : To test I_v value of the chip before the reliability test

I_v : The test value of the chip that has completed the reliability test

U : Upper Specification Limit

L : Lower Specification Limit



Technical Data Sheet
3.0mm 2pcs Circuit Board Indicator

A694B/SURSYG/S530-A3

Packing Quantity Specification

- 1. 250PCS/1Plate · 4Plates/1Box
- 2. 10Boxes/1Carton

Label Form Specification



CPN: Customer's Production Number
 P/N : Production Number
 QTY: Packing Quantity
 CAT: Ranks
 HUE: Dominant Wavelength
 REF: Reference
 LOT No: Lot Number
 MADE IN TAIWAN: Production Place

MADE IN TAIWAN

Notes

1. Above specification may be changed without notice. EVERLIGHT will reserve authority on material change for above specification.
2. When using this product, please observe the absolute maximum ratings and the instructions for using outlined in these specification sheets. EVERLIGHT assumes no responsibility for any damage resulting from use of the product which does not comply with the absolute maximum ratings and the instructions included in these specification sheets.
3. These specification sheets include materials protected under copyright of EVERLIGHT corporation. Please don't reproduce or cause anyone to reproduce them without EVERLIGHT's consent.

EVERLIGHT ELECTRONICS CO., LTD.	Tel: 886-2-2267-2000, 2267-9936
Office: No 25, Lane 76, Sec 3, Chung Yang Rd,	Fax: 886-2267-6244, 2267-6189, 2267-6306
Tucheng, Taipei 236, Taiwan, R.O.C	http://www.everlight.com