



EVERLIGHT ELECTRONICS CO.,LTD.

DATA SHEET

PART NO. : 204-10SYGC/S530-E2

DATE : 2002/5/13

DEPARTMENT : CHR&D1

REVISION : 2

RECEIVED			
<input checked="" type="checkbox"/> MASS PRODUCTION			
<input type="checkbox"/> PRELIMINARY			
<input type="checkbox"/> CUSTOMER DESIGN			
DEVICE NUMBER : CDLE-020-385			
PAGE : 4			
CUSTOMER	DESIGNER	CHECKER	APPROVER

2	Revision Update	2002/5/13
REV.	DESCRIPTION	RELEASE DATE

Office : 7C Building, Lian Hua Port Industrial District, Lian Hua Shan
 Bonded Processing Zone Pan Yu, Guang Zhou, China
 TEL. : (020)84860913,84860914
 FAX : (020)84860600
 http : //www.everlight.com



EVERLIGHT ELECTRONICS CO.,LTD.

Device Number : CDLE-020-385 REV.: 2

3.0mm Round Type LED Lamps

PART NO. : 204-10SYGC/S530-E2

ECN: _____ Page: 1/4

■ Features :

- Choice of various viewing angles
- Available on tape and reel.
- Reliable and robust

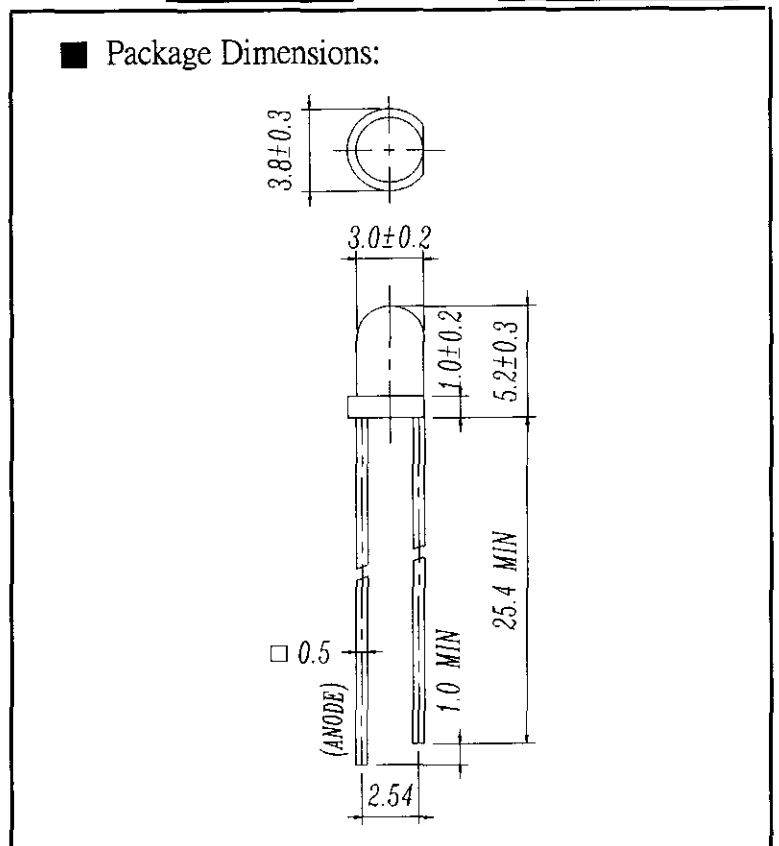
■ Descriptions :

- The series is specially designed for applications requiring higher brightness
- The led lamps are available with different colors, intensities,

■ Applications :

- TV set
- Monitor
- Telephone
- Computer

■ Package Dimensions:



■ Notes :

1. All dimensions are in millimeters.
2. An epoxy meniscus may extend about 1.5mm(0.059") down to the lead.
3. Tolerances unless Dimension ± 0.25 mm.

PART NO.	Chip		Lens Color
	Material	Emitted Color	
204-10SYGC/S530-E2	AlGaInP	Super Yellow Green	Water Clear

Office : 7C Building, Lian Hua Port Industrial District, Lian Hua Shan
 Bonded Processing Zone Pan Yu, Guang Zhou, China
 TEL. : (020)84860913,84860914
 FAX : (020)84860600
 http : //www.everlight.com

T00694,B89113104



EVERLIGHT ELECTRONICS CO.,LTD.

Device Number : CDLE-020-385 REV.: 2

3.0mm Round Type LED Lamps

PART NO. : 204-10SYGC/S530-E2 ECN : Page: 2/4

■ Absolute Maximum Ratings at Ta = 25°C

Parameter	Symbol	Rating	Unit
Forward Current	IF	25	mA
Operating Temperature	Topr	-40 to +85	°C
Storage Temperature	Tstg	-40 to +100	°C
Soldering Temperature	Tsol	260 ± 5	°C
Electrostatic Discharge	ESD	2000	V
Power Dissipation	Pd	60	mW
Peak Forward Current(Duty 1/10 @ 1KHz)	IF(Peak)	160	mA
Reverse Voltage	VR	5	V

■ Electronic Optical Characteristics :

Parameter	Symbol	Min.	Typ.	Max.	Unit	Condition
Luminous Intensity	Iv	125	250	/	mcd	IF= 20 mA
Viewing Angle	2θ 1/2	/	20	/	deg	IF= 20 mA
Peak Wavelength	λ p	/	575	/	nm	IF= 20 mA
Dominant Wavelength	λ d	/	573	/	nm	IF= 20 mA
Spectrum Radiation Bandwidth	Δ λ	/	20	/	nm	IF= 20 mA
Forward Voltage	VF	/	2.0	2.4	V	IF= 20 mA
Reverse Current	IR	/	/	10	μ A	VR= 5 V



EVERLIGHT ELECTRONICS CO.,LTD.

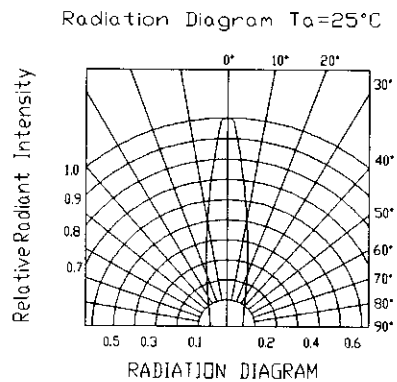
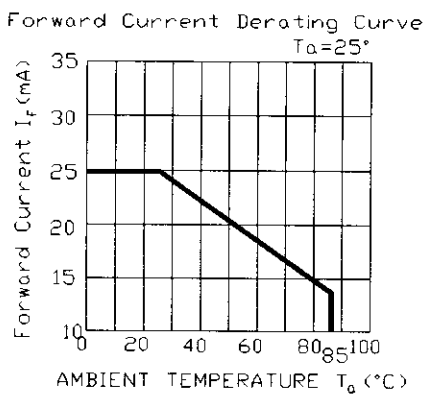
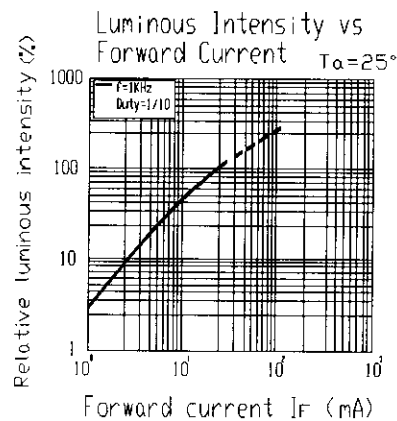
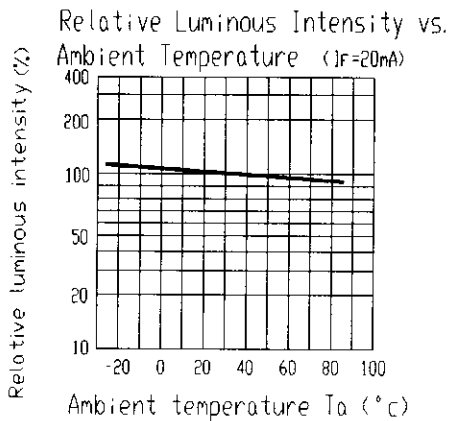
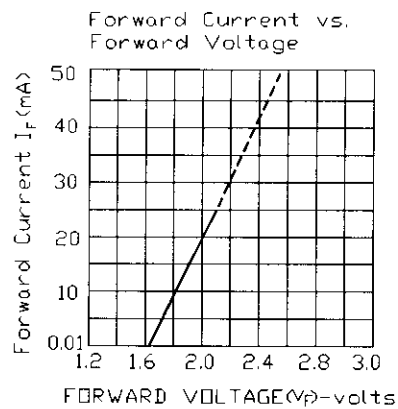
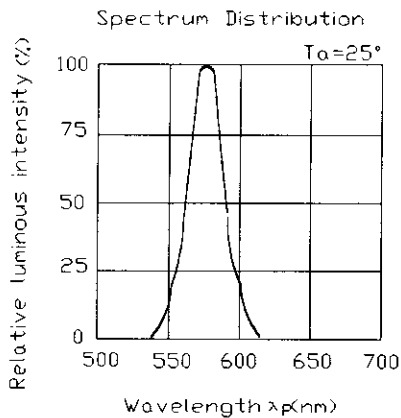
Device Number : CDLE-020-385 REV.: 2

3.0mm Round Type LED Lamps

PART NO. : 204-10SYGC/S530-E2 ECN : _____ Page: 3/4

■ Typical Electro-Optical Characteristic Curves:

(SYG)





EVERLIGHT ELECTRONICS CO.,LTD.

Device Number : CDLE-020-385 REV.: 2

3.0mm Round Type LED Lamps

PART NO. : 204-10SYGC/S530-E2 ECN Page: 4/4

■ Reliability test items and conditions:

NO	Item	Test Conditions	Test Hours/Cycle		Ac/Re
1	Solder Heat	TEMP : 260°C ± 5 °C	5 SEC	76 PCS	0/1
2	Temperature Cycle	H : +85°C 30min } 5 min L : -55°C 30min	50 CYCLES	76 PCS	0/1
3	Thermal Shock	H : +100°C 5min } 10 sec L : -10°C 5min	50 CYCLES	76 PCS	0/1
4	High Temperature Storage	TEMP : 100°C	1000 HRS	76 PCS	0/1
5	Low Temperature Storage	TEMP : -55°C	1000 HRS	76 PCS	0/1
6	DC Operating Life	TEMP : 25°C IF = 20mA	1000 HRS	76 PCS	0/1
7	High Temperature / High Humidity	85°C / 85% RH	1000 HRS	76 PCS	0/1