

General purpose rectifier diode

1SR35-400A

●Applications

General purpose rectification

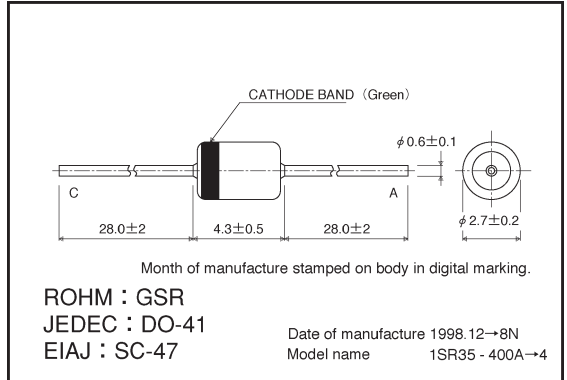
●Features

- 1) Glass sealed envelope. (GSR)
- 2) High reliability.

●Construction

Silicon diffusion junction

●External dimensions (Units: mm)



●Absolute maximum ratings (Ta = 25°C)

Parameter	Symbol	Limits	Unit
Absolute peak reverse voltage	V_{RSM}	500	V
Peak reverse voltage	V_{RM}	400	V
Mean rectifying current (Ta=50°C)	I_o	1.0	A
Peak forward surge current *	I_{FSM}	30	A
Junction temperature	T_j	175	°C
Storage temperature	T_{stg}	-65~+175	°C

* 60 Hz for 1 \varnothing

●Electrical characteristics (Ta = 25°C)

Parameter	Symbol	Min.	Typ.	Max.	Unit	Conditions
Forward voltage	V_F	—	0.95	1.1	V	$I_F=1.0A$
Reverse current	I_R	—	0.035	10	μA	$V_R=400V$

●Electrical characteristic curves (Ta = 25°C unless specified otherwise)

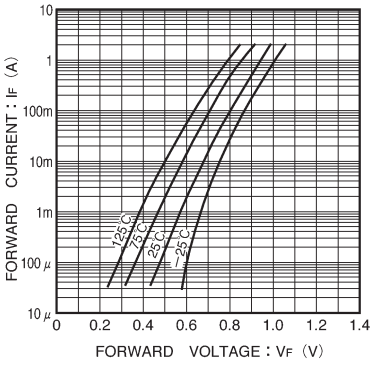


Fig. 1 Forward characteristics

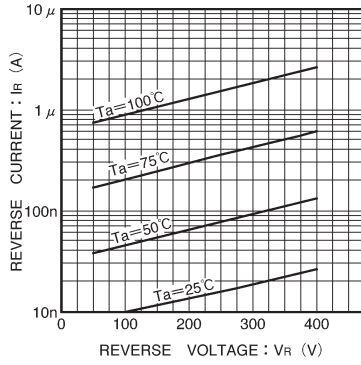


Fig. 2 Reverse characteristics

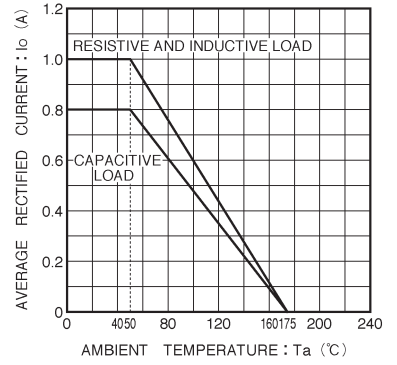


Fig. 3 Derating curve