

January 1996

Features

- Devices QML Qualified in Accordance with MIL-PRF-38535
- Detailed Electrical and Screening Requirements are Contained in SMD# 5962-96705 and Intersil's QM Plan
- 1.25 Micron Radiation Hardened SOS CMOS
- Total Dose >300K RAD (Si)
- Single Event Upset (SEU) Immunity: <math> <1 \times 10^{-10}</math> Errors/Bit/Day (Typ)
- SEU LET Threshold >100 MEV-cm²/mg
- Dose Rate Upset >10¹¹ RAD (Si)/s, 20ns Pulse
- Dose Rate Survivability >10¹² RAD (Si)/s, 20ns Pulse
- Latch-Up Free Under Any Conditions
- Military Temperature Range -55°C to +125°C
- Significant Power Reduction Compared to ALSTTL Logic
- DC Operating Voltage Range 4.5V to 5.5V
- Input Logic Levels
 - VIL = 30% of VCC Max
 - VIH = 70% of VCC Min
- Input Current ≤ 1μA at VOL, VOH
- Fast Propagation Delay 15ns (Max), 10ns (Typ)

Description

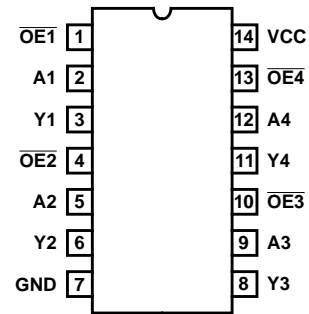
The Intersil ACS125MS is a Radiation Hardened Quad Buffer with Three-State outputs. Each output has it's own enable input, which when "HIGH" puts the output in a high impedance state.

The ACS125MS utilizes advanced CMOS/SOS technology to achieve high-speed operation. This device is a member of radiation hardened, high-speed, CMOS/SOS Logic Family.

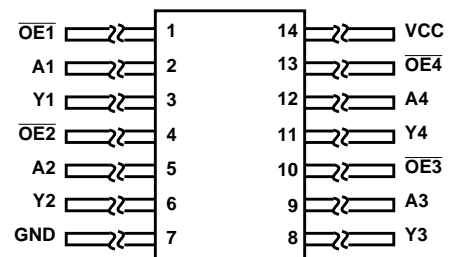
The ACS125MS is supplied in a 14 lead Ceramic Flatpack (K suffix) or a Ceramic Dual-In-Line Package (D suffix).

Pinouts

14 PIN CERAMIC DUAL-IN-LINE
MIL-STD-1835 DESIGNATOR, CDIP2-T14,
LEAD FINISH C
TOP VIEW



14 PIN CERAMIC FLATPACK
MIL-STD-1835 DESIGNATOR, CDFP3-F14
LEAD FINISH C
TOP VIEW

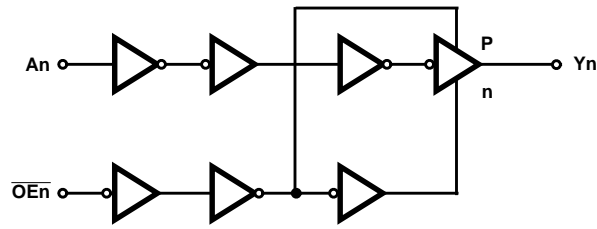


Ordering Information

PART NUMBER	TEMPERATURE RANGE	SCREENING LEVEL	PACKAGE
5962F9670501VCC	-55°C to +125°C	MIL-PRF-38535 Class V	14 Lead SBDIP
5962F9670501VXC	-55°C to +125°C	MIL-PRF-38535 Class V	14 Lead Ceramic Flatpack
ACS125D/Sample	25°C	Sample	14 Lead SBDIP
ACS125K/Sample	25°C	Sample	14 Lead Ceramic Flatpack
ACS125HMSR	25°C	Die	Die

ACS125MS

Functional Diagram



TRUTH TABLE

INPUTS		OUTPUT
A_n	\overline{OEn}	Y_n
L	L	L
H	L	H
X	H	Z

NOTE: L = Low, H = High, X = Don't Care, Z = High Impedance

ACS125MS

Die Characteristics

DIE DIMENSIONS:

88 mils x 88 mils
2.24mm x 2.24mm

METALLIZATION:

Type: AlSi
Metal 1 Thickness: $7.125\text{k}\text{\AA} \pm 1.125\text{k}\text{\AA}$
Metal 2 Thickness: $9\text{k}\text{\AA} \pm 1\text{k}\text{\AA}$

GLASSIVATION:

Type: SiO_2
Thickness: $8\text{k}\text{\AA} \pm 1\text{k}\text{\AA}$

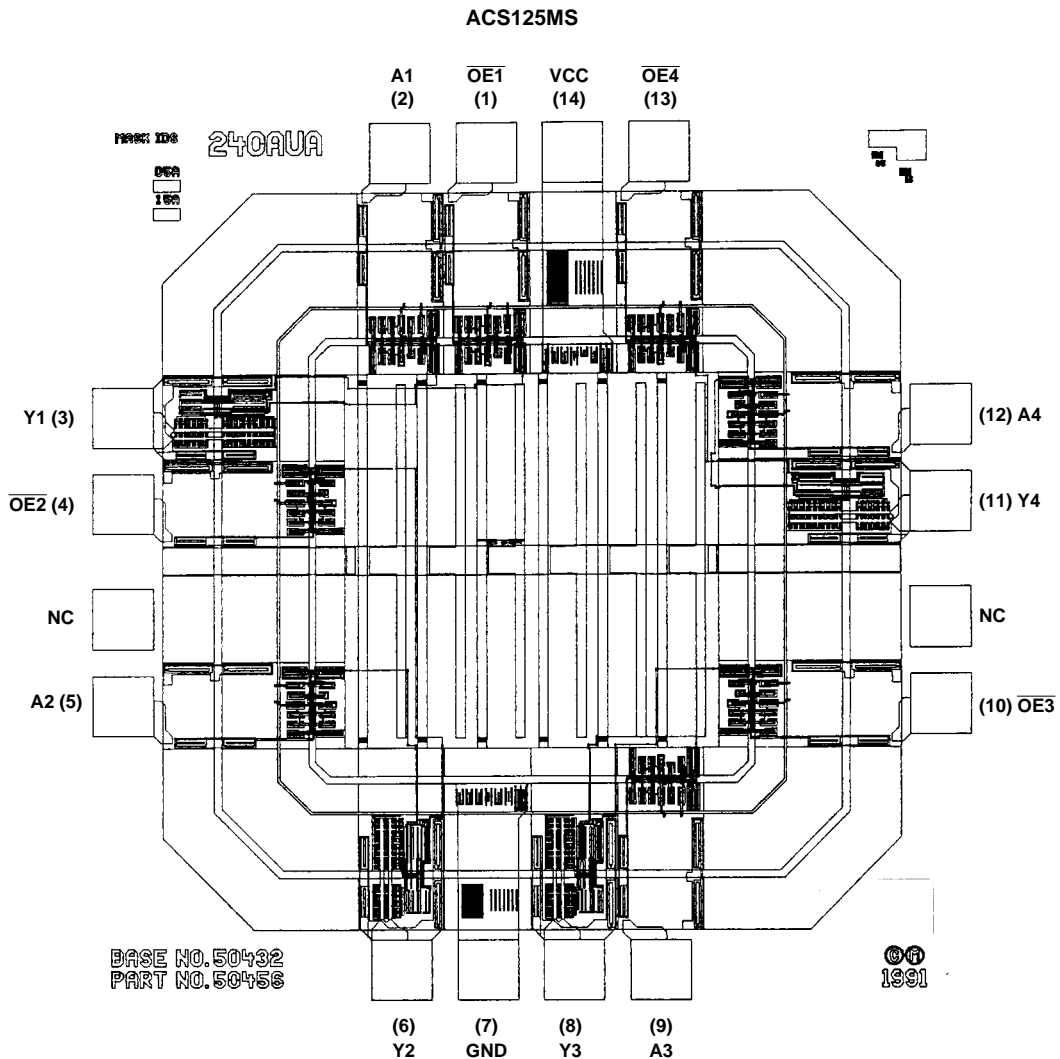
WORST CASE CURRENT DENSITY:

$< 2.0 \times 10^5 \text{ A/cm}^2$

BOND PAD SIZE:

$> 4.3 \text{ mils} \times 4.3 \text{ mils}$
 $> 110\mu\text{m} \times 110\mu\text{m}$

Metallization Mask Layout



All Intersil semiconductor products are manufactured, assembled and tested under **ISO9000** quality systems certification.

Intersil products are sold by description only. Intersil Corporation reserves the right to make changes in circuit design and/or specifications at any time without notice. Accordingly, the reader is cautioned to verify that data sheets are current before placing orders. Information furnished by Intersil is believed to be accurate and reliable. However, no responsibility is assumed by Intersil or its subsidiaries for its use; nor for any infringements of patents or other rights of third parties which may result from its use. No license is granted by implication or otherwise under any patent or patent rights of Intersil or its subsidiaries.

For information regarding Intersil Corporation and its products, see web site <http://www.intersil.com>

Sales Office Headquarters

NORTH AMERICA

Intersil Corporation
P. O. Box 883, Mail Stop 53-204
Melbourne, FL 32902
TEL: (321) 724-7000
FAX: (321) 724-7240

EUROPE

Intersil SA
Mercure Center
100, Rue de la Fusee
1130 Brussels, Belgium
TEL: (32) 2.724.2111
FAX: (32) 2.724.22.05

ASIA

Intersil (Taiwan) Ltd.
Taiwan Limited
7F-6, No. 101 Fu Hsing North Road
Taipei, Taiwan
Republic of China
TEL: (886) 2 2716 9310
FAX: (886) 2 2715 3029